

Prairie Piecemakers Quilters' Guild

Inside the Guild

Website: www.prairiepiecemaker.com

September
2020
Issue 2020-09

Ready ?



Have you renewed your membership?





Guild Officers and Directors

President:
Sharon G

Vice President:
Tannis F

Secretary:
Shelley K

Treasurer:
Marlene SC

Guild Committees with Directors*

Guild Committees

Library Committee:

Bonnie R*
Linda W; 2 pending

Newsletter/Advertising:

newsletterppm@gmail.com
Deena A*
Frances L

Proofreading: Frances L & Mary F

Program Committee:

Shelby L*

Website/Promotions Committee:

Jymmi Kaye D
ppmqguild@gmail.com

Workshop Committee:

Heather I*

Membership Committee:

Cheryl A*
Aline M

Meeting Dates 2020-2021

September 1, 2020
October 6, 2020
November 3, 2020
December 1, 2020
January 5, 2021
February 2, 2021
March 2, 2021
April 6, 2021
May 4, 2021
June 1, 2021

50/50 Draw Committee:

Sheree S; 1 pending

Retreats:

Shannon B*
Jacquie B.

UFO's:

Renee B

Connecting Threads:

Marlene SC

Facebook Page: 1 pending

NOTE:

Download and view newsletter one page at a time – 66.7% magnification.

Want to join the Guild? Information on last page.

Currently meeting online only.

Monthly Meetings

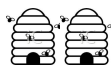
First Tuesday of month:
September to June, 7 to 9 pm

Good Shepherd Lutheran Church
3825 Hillside Street
Regina SK S4S 3Y5

Website: www.prairiepiecemaker.com
Facebook: **Prairie Piecemaker Quilters' Guild**
Newsletter: newsletterppm@gmail.com
Email: ppmqguild@gmail.com
e-transfer available

Copyright: Prairie Piecemakers Quilters' Guild Inc.

Prairie Piecemakers Quilters' Guild, Box 33043, Cathedral P.O. Regina, SK S4T 7X2



2020 *Awesome!* 2021

President

Sharon G



Vice-President

Tannis F



Secretary

Shelley K



Treasurer

Marlene SC




Bonnie R



Cheryl A




Deena A



Heather I



Shelby L



Jymmie Kaye D



Renee B



Sheree S



Betty U



Shannon B Jacque B



Jymmie Kaye D





PRESIDENT'S MESSAGE SEPTEMBER 2020



Sharon G



May you live in interesting times. It's an English expression that purports to have come from a Chinese curse. At least according to Wikipedia. But here we are in very interesting times, and this pandemic is creating challenges none of us could have ever imagined, such as how and when can we meet again? Thank goodness for technology! But also thank goodness for quilters. Because if there's a group of people who can find a way to make it work, it's quilters! Anyone who can take a scrap of fabric and see the endless possibilities of what it could be - are the people who are best equipped to deal with what is happening. I don't know a quilter that isn't creative, hopeful and a problem-solver.

As many of you know, every time I have been approached to serve on the board, I would say "when I retire." So, when I was talked into this job by the ever sweet, and impossible to refuse, Jymmi Kaye D, several people asked if I had retired. The answer is no. I still am working, and have more than two years to go. I enjoy my work, but am looking forward to the day when my deadlines are only self-imposed.

I've been working from home since the middle of March. Until recently, my husband was working from home too. It's been great, and has worked better than I ever anticipated possible. And while I pride myself on being a very productive person at work, I've never been more productive than during these last few months. I can't say the same for quilting. The desk I use for work is my sewing desk. So on Friday after work, the computer gets put away and the sewing machine comes back.

Despite work getting in the way of my quilting, I have managed to make quite a few placemats and baby quilts. This time has given me the opportunity to dig into my stash, and pull out some fabric that I love. There is one quilt I've made that I'm quite proud of. In 2016, a very dear friend was travelling in Asia for six months. She travelled with an incredibly tiny

backpack for those six months. To give you context, most people carry a gym bag that's bigger than the bag she used for half a year. When she was in Bali, she bought me a jelly-roll of Batik fabrics in my favourite colours. This friend doesn't quilt, and admitted that she didn't really know what she was buying - but she saw fabric, she thought of me, and used up some of the little space she had in her luggage to bring me that jelly-roll. I was floored and honoured with this gift. I knew it had to be used for something extra special. Despite her insistence that I make myself a quilt with it, I've used half of it along with some white cotton, to make a lovely quilt for her daughter. It's not just special because it came from her Mom, but special because it will be part of her daughter's new home. Their previous home burned down in 2018, and they lost everything, except each other. Working on this particular quilt has been an absolute pleasure, and has made me grateful for this additional quiet and reflective time.

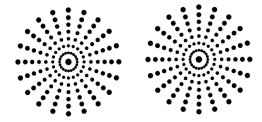
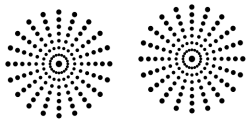
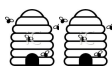
Before I end this long message, I'd like to thank all the members of the executive and committees that agreed to serve this year. As Jymmi Kaye said to me when she talked me into this gig, "Without people volunteering to serve on the executive, there would be no guild." So for those who agreed to serve in this coming year, I am grateful.

As well, I'd like to thank those who served on last year's board. Because there was no year-end meeting, there was no chance to properly thank everyone. In particular, I'd like to thank Shelley K who served as our president for the past two years. Shelley may have small feet, but has left big shoes to fill - as she did an excellent job as our leader.

Stay safe, stay physically distanced and keep quilting.

Thank you.





President's Challenge

I don't know about you, but I can't wait for 2020 to end!

This pandemic has actually got me thinking about the end of the year, and that makes me think about Christmas.

So here's my challenge: At the December meeting show us your best quilted Christmas item. It could be a table runner, tree skirt, placemats, a Christmas stocking or a Christmas quilt.

But you have to have made it this year. If you don't have anything in your stash, please think about shopping local. Our Saskatchewan quilt stores need your business to stay operating during this pandemic. And I'll bet they already have their new Christmas fabric in stock! But whether you already have it, or need to buy something - now is the time to make it! Plus, by December, you'll be ready for the holidays!

We'll award a prize in two categories. One for a Christmas quilt (any size) and another prize for any other quilted items.

**CHALLENGE
ACCEPTED**

Cindy-Rella's Sewing and Quilting

We are an Authorized Bernina, Brother,
Babylock and Handquilter
dealer and repair centre



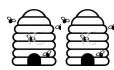
Shop in-store at:

Cindy-Rella's
Sewing and Quilting

1230 St John Street
Regina, SK
(306) 585-2227

Or Online at:

www.PrecutStash.com



Quilting in the time of Covid



Mary F.



I finally finished the Guild show challenge 2020
Endless Visions; **Thinking Outside the Box**



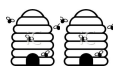
Just Stay Home is my response to Covid-19



Autumn at the Cabin was a 20th Anniversary gift to my son and his wife.

 **Broderick Garden Centre**
SO much more than a garden store!
Quilting Fabric **Art Supplies**
Pre-cuts **Quilt Kits**
Crafts Supplies **Notions**
 Yarn
www.broderickgardens.ca
420 Saskatchewan Ave E
Outlook, Sask 306.867.8999

Loreen's Longarm Quilting Services
Loreen Yanko Owner
loreenyanko@gmail.com
95 Dale Cres
Regina, Saskatchewan S4N 5J6
306 761-0841



**SEPTEMBER 12, 2020 WEATHER PERMITTING
(SEPTEMBER 13, 2020 IF RAINING ON THE 12TH)**

SEPTEMBER OUTDOOR SHOW AND SHARE

We are going to have a fantastic show and share available for all our members. As quilters we all have been in lockdown and quilting vast quantities of quilts. Who knew our hoarding fabric would come in so handy. Prairie Piecemakers Quilters' Guild is going to host an outdoor show and share. Quilts will be hung over the fences of Campbell Collegiate parking lot and available for all to see. We are giving a 2-hour window for the show and share. Also, we can keep the required physical distance at this location.

All members are welcome to hang up to 3 Covid quilts on the fences during set up. You will be responsible to hang your own quilt. If you are unable to hang your quilt due to physical limitations volunteers will help you. Please attach a sheet of paper with your name and any information you want to share. Masks are recommended, and towels or sheets can be used to cover the fence before your quilt is hung. Clips will be available to secure your quilt to the fence. Please hang your quilt then go for coffee before you come back for the show. We are trying to keep the number of people in the parking lot limited at any given time. You can pick up your quilts after the show.

There is room for vehicles to drive by so there will be no need to exit your vehicle to see the quilts. You can walk along the fences if you wear a mask and maintain 6 feet between groups.

Hope to see everyone out.

Date: September 12, 2020 weather permitting (September 13, 2020 if raining on the 12th)

**Location: Campbell Collegiate Parking Lot
102 Massey Road, Regina**

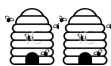
Time: 2:00 to 4:00 PM

Set up: 1:00 to 2:00 PM

Take Down: 4:00 to 4:30 PM

Tannis F
Vice president
Prairie Piecemakers Quilters' Guild





Program

*Thoughts from program planner:
Like a quilt design the program for the
upcoming year is ever evolving.*

I hope it will be the best year ever.

*As we progress through the year I hope you will
find the ideas interesting and educational.*

Shelby L

Home of Michele's Long Arm Quilting
OVER 8000 BOLTS OF FABRIC
 Notions, Patterns & More

**MaMi's
Country
Quilts**




253 Front Street, Duck Lake,
Sask.
 Email: mamquilts@sasktel.net
 Website: mamisquilts.com
 306-467-4453

Classes and Retreats
 Book a Private Retreat



Store Hours: Monday - Saturday
 9am - 6pm

Michele is also a Certified
 Instructor for Judy Niemeyer
 Quilting

Now Order Online
mamisquilts.com

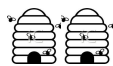


WORKSHOPS

Heather I

Only on

Pause



Bonnie R Linda W



We have approximately 300 books in our library which we have worked to keep current with our annual summer time purge and fall book sale, 2020 excepted. Those of you who borrowed books in our last season (September 2019 to March 2020) and have not returned the books, please make sure you know where they are. If your sewing room is anything like mine, archaeological digs may be required to unearth books buried beneath on-the-go projects, newly acquired fabric, carefully aged fabric, etc.

“Be careful what you wish for.” I wished for more time to quilt and I got my wish in an unexpected way--at a huge non-monetary cost to our Guild, Connecting Threads, our community, Saskatchewan, Canada and the rest of the world.

Stay safe and happy quilting.

Bonnie R

Sew & Sews

117 Main Street, Carlyle SK

Phone: 306-453-2562

Shopping made easy ...

Better than online, we offer personalized service as your 'virtual assistants'.

Call or Facebook message.

Ordering available through text/private messaging & all orders can be shipped for doorstep delivery.

**Big City Selection,
Small Town Service!**



www.facebook.com/carlylesewandsews

Open: Monday to Friday 10 to 5

JANOME

Horizon Memory Craft 9450QCP



MSRP \$5499.00

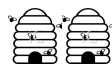
SALE \$4499.00

- 350 Built-In Stitches and 4 Alphabets
- Full Color LCD Touchscreen (4.4 x 2.5")
- 11" to the Right of the Needle
- Stitch Composer Stitch Creation Software
- One-Step Needle Plate Conversion with 3 Included Plates
- Full Intensity Lighting System with 9 White LED Lamps
- Maximum Sewing Speed: 1,060 SPM
- Superior Needle Threader



Northgate Sewing Centre

140 Albert St 306-569-1552
Regina, SK. info@northgatesewing.com
S4R 2N2



Dallas Valley Quilters Retreat – March 4th to the 7th, 2021

Hello fellow quilters, I just want to give you all an update on the status of signup for the Dallas Valley Retreat. Normally we do sign up in October and take a \$50 dollar deposit and then in January start to figure out fees, room mates, etc.

With us being in such uncertain times and not having face to face meeting we will be postponing sign up for Dallas Valley until Jan 2021. There are so many uncertainties, of group size allowed, will the facility be open, etc that we felt waiting was the better option.

Currently we are trying to figure out a safe and fair method for signup and will be presenting that in December. I am keeping my fingers crossed that we will be able to enjoy the space and quilt together, but if that does not happen then our retreat will return in 2022



Thank you for your patience and understanding.

Shannon & Jacquie



Sew Materialistic – The Farmhouse Edition is exclusively an online web store which is owned and operated by Cindy Tyson, the owner of Sew Materialistic – Brick and Mortar location in Nipawin.

Cindy was already a retailer and decided due to COVID in 2020 that an online platform was necessary to try and survive this new retail landscape. Cindy is a farm wife and actively involved on the farm which is four hours away from her Brick and Mortar location

Cindy is an avid quilter, discovering her love for it after taking her first class in Saskatoon in 2016!

Sew Materialistic – The Farmhouse Edition will be operated from Cindy's Farmhouse

Facebook: www.facebook.com/sewmaterialistic.thefarmhouse

Instagram: www.instagram.com/sewmaterialistic.thefarmhouse

Handles (same for both): @sewmaterialistic.thefarmhouse

Second Story Quilting

Widebacks and Quilters Dream Batting



Fit For a Queen by Westrade
Wide range of colors ~ Cotton and Flannel -110"x108"

Quilter's Dream Batting
Cotton, Poly and Orient - King cuts (122"x108")

Christa Marcotte
Box 33
Torquay Saskatchewan S0C 2L0

Call or Text 306-421-7056
Email: acmarcotte@sasktel.net
Website: www.secondstoryquilting.ca
Blog: www.secondstoryquilting.blogspot.com

Pictures of colors can be texted or emailed.



Sharon G.

I was born in Montmartre Saskatchewan, and graduated from high school there as well. I grew up on a farm about 20 km from town. I credit that upbringing and a lack of cable TV for my creativity and imagination.

I have a Bachelor of Arts Degree majoring in Journalism from the University of Regina, plus a diploma in Administration from the U of R as well.

Twenty-one years ago, I married a wonderful guy who makes me laugh every day.

I've worked in a few places including the Saskatchewan Government, but for the past 23 years I've been at CBC Saskatchewan. I've mostly been a radio show producer, but I have done reporting and other jobs for CBC in some fun places.

I love to travel. Our last trip was a month in Vietnam. We returned home in early February 2020. It was almost before anyone in North America knew very much about this virus. But it was certainly on the minds of the people of Vietnam when we were there. Vietnam shares a 1200 km border with China. Despite the stress we felt being there as a pandemic was bearing down on Asia, Vietnam is a fascinating country, with beautiful scenery and great food.

My husband is an avid fisherman and he usually goes fishing wherever we travel. So, we've really never gone on a trip to the desert. I often join in on some of the fishing while we are on vacation. We've fished in some amazing places - Australia, New Zealand, Hawaii, but in 2012 we went to New York City. We saw the sights, walked our legs off and took in a Broadway show. But we also fished in the confluence of the East and Hudson Rivers off the shore of lower Manhattan. We caught fish near the Statue of Liberty. It was fun and lovely to see the city from the water. And I caught the biggest fish that day!

Other than work and travel, I read a lot. We've been fostering dogs for a local rescue. I walk a lot, and before the pandemic, I was swimming a few times a week.

I got into quilting probably more than 15 years ago. I've "tried on" a lot of hobbies - ceramics, stained glass windows and stepping stones, knitting, painting, pottery. Everytime I felt I had achieved some level of skill in any of those hobbies, I found myself growing bored. Quilting isn't like that for me. I still love it 15 going on 16 years. And I love that I can make things that are beautiful and functional.

TINY STITCH



- Quilt Shop Inc. -

24 - 810 Centennial Blvd. Warman, SK S0K 4S1

(306) 384 - 7858 / info@tinystitchquiltshop.com

www.tinystitchquiltshop.com



FOLLOW US ON INSTAGRAM AND FACEBOOK

Colleen's Quilting

Longarm Quilting Service

Colleen Matheson 290 Qu'Appelle Drive West
mathesonc@sasktel.net Lumsden, Saskatchewan

306 731-3603

SoG 3Co

APQS Millennium

Terry Whitman
Custom Longarm Quilter

1-306-634-4603

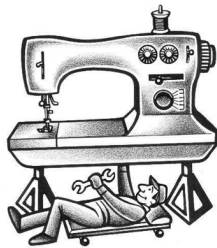
Box 1596, Estevan, Sk S4A 2L7

gary.whitman@sasktel.net



TREAT YOUR SEWING MACHINE TO A SPA!

Is your sewing machine telling you it's time?



Call or text Darcy in Regina

306-501-2771

or email darcyzee@hotmail.com

GREAT RATES!

www.sewingmachinecleaningandrepairs-regina.ca

Ignite

OKANAGAN QUILTING RETREAT

Quilter on Fire and the Summerland Waterfront Resort & Spa present:

The IGNITE Okanagan Quilting Retreat

In the Lakeview Creative Room calmly resting on the picturesque Lake Okanagan waterfront, you'll be surrounded by new quilting friends, inspiring stories, mini demos, show and tell and so much more.

It will be a peaceful, luxury quilting experience you'll never forget.

November 5 - 9, 2020

Summerland Waterfront Resort & Spa

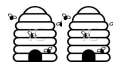
Prices starting at \$1032 pp based on double occupancy (includes 4 nights, food & events)

Contact brandy@quilteronfire.com

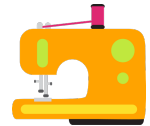
or call 1-250-718-1718 to REGISTER TODAY



Quilter on Fire



Quilting in the time of Covid



This is my one block wonder I made at the workshop instructed by Sherrill T last January. I really didn't like the fabric, but I love the quilt now. I was able to use up all of my fabric with very little going into my remnant bucket.

Shelley K

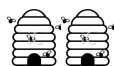


Renee B

Denver backpack made with canvas and faux leather.

This is the large size. Next I'll make the smaller size.





I can't believe it - another quilting year has gone by, the summer is over and Fall is about to begin. Last year was a very successful quilting year with many unfinished projects completed. I was so impressed by all the talent and effort that went into everyone's creations.

In 2020, we are again going to have the UFO Challenge. I hope to have as many participants as last year. For those quilters who have never participated, or need a reminder, the following details should help explain the process.

A **UFO** is an **unfinished object**, one that you have started previous to **September 3, 2020**. The CHALLENGE is to complete these items to give your Team points, and maybe win a prize. Please keep in mind that this challenge is a "Team" effort and it is important that all team members participate in trying to finish the UFO's on their list. I randomly create teams after the October meeting, based on how many participants/UFO's.

The guild member enters the name of the quilted item (please provide some details), along with the size (perimeter in inches) on the challenge register sheet. Each completed item with a label will earn an extra point. The completed lists must be returned to me, no later than the next meeting November 3, 2020. At the same time



Renee B

keep a copy for yourself of the list as a reminder of what you have to finish and show at the guild. The team that shows the most completed items on their lists will win. I will also accept email lists sent to:

wat2so@accesscomm.ca

When you bring your finished items to the meeting, show them to Challenge Coordinator, (me) Renee B. I will check them off your list and at the end of the night tally team points. Showing your completed UFO at the meeting will give guild members an opportunity to enjoy the quilts at the show and share time.

This Challenge is all about FUN - Cleaning out your quilting room, completing projects that have been collecting fabric fairy dusts for months. The more space – the more fabric you can buy!!

Size	Quilted Item	Score / Point
0 - 60 Inchers	Small Wall Hanging, etc.	1
60 - 100 inches	Wall Hanging	2
100 - 200 inches	Baby size quilt	4
200 - 300 inches	Lap , Double Size	5
300 - 400 inches	Queen Size	7
400 - 500 inches	King Size	10
	Wallet, cushions, pillows, placemats	2
	Table centre, table runner, bed runner, jackets, vests, bags, tree skirts, purses, bags	3

BONUS POINTS for a label is 1.

Please note: This Challenge will be begin after the October meeting and will end at the June 2021 meeting, where I will announce the team that has won with the most points. Good luck and have a fun year.



Extreme Ironing

www.periwinkle.biz

Live Dangerously, No Boundries, On The Edge
Let Periwinkle take you to the Extreme !!
 Or not. Either way we have what you need for your projects. Always new fabrics, kits and patterns. Or try out a new Bernina sewing machine or long arm. We are open for in person shopping or use the on-line shop.

Periwinkle
 Quilting & Beyond

270 - 2600 Eighth St. E., Saskatoon, SK
 ph: 306-933-3072 e-mail: periwinkle@sasktel.net
 follow us on *instagram* and *facebook*

NO QUILT QUILTING

Professional Longarm Quilters

Moose Jaw, SK

All our prices are very competitive.
We offer basting to extreme custom work. We offer it all!

With no training session involved, you can just walk in and start to load your quilt.
 You can also have us pre-load your quilt for a small charge.
 During a one-on-one session of no less than 4 hours, you may choose from many threads, and a large variety of edge to edge designs
 - a creation that's all your own.

If you have ever wanted to experience quilting your own quilt on a computerized machine with thousands of edge to edge designs to choose from, we have a plan for you!

We're offering our computerized Gammill Statler longarm machine in a great deal.

This will be a no sweat, and no stress experience

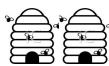
Of course, we still offer quilting for those who want to continue to have us quilt for you.

We also have a large selection of battings, including wide, black, wool/cotton blend, bamboo, 100% natural cotton, 100% cotton bleached white, 80/20 cotton poly, the last 2 being available in Hobbs, and Arctic.

With the lowest prices around, don't hesitate to give us a call to book your spot!
 You can call Colleen at 306-631-5303.

Please don't hesitate to call us for any of your longarm needs.





Canadian Quilters' Association /
Association canadienne de la courtepointe

<https://canadianquilter.com>

Message from the Executive Director

Carole McCarville CQA/ACC

People often think of January as the month of new beginnings, however here at CQA/ACC we think of August 2020 as the month of new beginnings. First, the Autumn issue of the Canadian Quilter under our new Magazine Editor, Marie Cheesman, will be hitting your mailboxes later this month. We hope you enjoy it! Second, our new logo, that the members overwhelmingly approved in early spring, makes its public debut. Third, as we announced in January, a new website was being created and now, after months of work, it is almost ready for its big reveal. We are so excited to share it with you!

Design House and their technical team have extensively tested the new site. We wanted to alert you to the fact the canadianquilter.com website will look very different from the current site as of August 10. Once the site officially launches on August 17 we then encourage you to explore the new site. And if you encounter any typos, malfunctions, or concerns, please let us know through emailing either me or Ana Dailey, our Administrative Assistant. When you email either of us, give us the description of the problem or error. We can then investigate it and make it right.

A few other items in the edition of the e-newsletter:

- * Below you will find the dates that the various CQA/ACC Quilt Canada 2020 challenges will be displayed in the gallery area of the website and the timelines for voting on Viewers' Choice for each of the challenges.
- * Some of the outside concurrent shows that were to appear in Edmonton will also be displayed from September 1 -October 1 on the website gallery area.
- * An update on the 2020 Postcard Challenge is posted below.
- * We are still seeking a volunteer for Vice President and several volunteers for Regional Representatives - see below for more information
- * We are looking for a volunteer to coordinate for the 2021 Youth Challenge. Please contact me if you are interested or would like more information.

As always, we look forward to your feedback. Please let us know if you have any suggestions, comments, or questions.

<https://canadianquilter.com/try-a-triad-challenge-2020/>

<https://canadianquilter.com/trendtex-challenge-2020/>

<https://canadianquilter.com/member-guild-challenge-2020/>

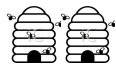
<https://canadianquilter.com/suzi-q-youth-challenge-2020/>

Nifty Notions

- LOTS OF BATIKS & TONE-ON-TONES
- THREAD
- ACCESSORIES
- SAMPLES

WIDE BACKING
20% OFF

Call to visit! 306-332-5516
MYRNA SNIDER FORT QU'APPELLE, SK



Canadian Quilters' Association /
Association canadienne de la courtépointe

<https://canadianquilter.com>

Virtual Show Dates for the 2020 Challenges

2020 Suzi-Q Youth Challenge - Displayed on website by August 24 - Online Viewers' Choice voting Aug. 24 - Sept. 5

2020 Try-A-Triad Challenge - Displayed on website by August 31 - Online Viewers' Choice voting Sept. 5 - 19

2020 TrendTex Challenge - Displayed on website by Sept. 15 - Online Viewers' Choice voting Sept. 15 - 29

2020 Gateway To Adventure Challenge - Displayed on website by Sept. 15 - Online Viewers' Choice voting Sept. 19 - Oct. 3

Update - 2020 Postcard Challenge

Postcard Challenge Virtual SALE is being organized!

Watch for postcards to begin popping up on Facebook, Instagram and the new CQA/ACC website when launched!

Purchase a postcard or a bunch to gift to self or friends. Also the Postcard Committee is planning an auction with a selection for members to bid on their favourites. Proceeds from this fundraiser are going to Glenrose Brain Injury Unit in Edmonton, AB.

This challenge is sponsored by Cindy's Threadworks.

Watch for the exciting announcement of the 5 Big Winners soon!

CQA/ACC Seeking Vice President for 2020-2021

Consider stepping into an exciting and rewarding role as CQA/ACC Vice President.

This position consists of:

- * coordinating the Trend-Tex Challenge
- * leading a committee for securing key note speakers, teachers and lectures for a future Quilt Canada
- * putting out a call for securing Concurrent Shows for a upcoming Quilt Canada
- * attends the judging of the National Juried Show (NJS)
- * involvement in many other interesting aspects of CQA/ACC governance in a dynamic team environment.

This is a three-year commitment; the term for VP is one year. The VP then moves onto Presidency in the second year and PastPresident in the third year. Be a part of change and growth

The complete job description is available on the website here. (<https://canadianquilter.com/cqaacc-volunteer-duties/>)

For more information contact:

Heather Black, CQA/ACC Past President pastpresident@canadianquilter.com or

heather.black@canadianquilteradministration.com

<https://canadianquilter.com/cqaacc-positions/>

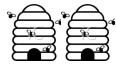
We are taking nominations for Regional Representatives in the following areas:

BC Interior New Brunswick Nunavut Quebec Saskatchewan

Check out the website here (<https://canadianquilter.com/cqaacc-volunteer-duties/>) to look at the job description of a Regional Representative. Please consider helping us if you live in one of these areas. Please contact: Carole McCarville,

CQA/ACC Executive Director, executivedirector@canadianquilteradministration.com

(<mailto:executivedirector@canadianquilteradministration.com>) for more information or help with your nomination paperwork.



Quilting in the time of Covid



Two quilt tops and one quilt.

Bonnie R

The quilt top with Wobbly, my brat cat, was made from scraps left over from several quilts, no particular pattern, straight lines cut to fit what was needed. It will go to Connecting Threads when done.



The black, white, yellow and blue quilt was made from scraps as well. Connecting Thread Ladies might remember a huge donation last fall that included a large bag of black and white fabric. The bag made its rounds: I made several quilts for Connecting Threads; Cheryl A. got some scraps from the bag; Shelby L. had a go at it as well and when it came back to me, along with the yellow and blue scraps from my stash, another quilt.



The final quilt top is huge—58 x 72. It is “Chill Out” by Zen Chic and was supposedly a free pattern to download—if I could figure out how to download! All the fabric is from my stash and I am hoping another Connecting Threads Lady (Linda W.) with a long arm will quilt it for me.



Getting to know the Canadian neighbourhood ...

We've had some interest from the membership to profile different communities so here iwe go ...
(Suggestions for the newsletter are always welcome.)

Bangladesh

While there are no recent official data, however according to the Statistics Canada (2011) there are 34,000 Bangladeshi origin Canadians. The unofficial number of Bangladeshi Canadians as of 2016 is anywhere from 50,000 - 100,000.



<https://geology.com/world/bangladesh-satellite-image.shtml>

It used to be part of India, but was separated when the British Raj removed from the subcontinent. The area was then divided up into India and Pakistan, which, bizarrely, had two parts: West Pakistan (now Pakistan) and East Pakistan (now Bangladesh). This process was dubbed 'Partition'. West Pakistan and East Pakistan were made the same country because they shared a religion, but they were separated by culture, topography, and a huge expanse of Indian territory.

Bangladeshis fought a bloody war of independence from West Pakistan and became a sovereign state in 1971. The right to speak Bangla and maintain local culture was a key focus of the war, and once a year National Mother Tongue Day celebrates and remembers those who fought for it.

<https://beingbideshi.wordpress.com/2014/11/01/13-things-you-should-know-about-bangladesh/>

Bengalis use 98.69% less electricity per person than Australians.

Most people here are Muslim, but the constitution is explicitly secular.

Bangla is the language, Bengali is the ethnicity, and Bangladeshi refers to nationality (although these terms are used interchangeably and can get a bit political). Bangla is the seventh most spoken language in the world.

It's one of the few countries that acknowledge a third gender – you can register formally as 'male', 'female' or 'other'. Male to female (MTF) transgender people, known as *hijras*, are still harshly discriminated against but are culturally acknowledged, thanks largely to the part that eunuchs played in the country's long Mughal history.

Both the Prime Minister and leader of the Opposition are women. The former is the daughter of the first PM, Sheikh Mujibur Rahman, known as "Bongobondhu" (friend of Bengal) or the "Father of the Nation". The other is the widow of Ziaur Rahman, who took power when Bongobondhu was assassinated.

<https://www.britannica.com/place/Bangladesh>

<https://www150.statcan.gc.ca/n1/pub/11-627-m/11-627-m2017028-eng.htm>



TEXTILES – JAMDANI AND BENAROSHI SAREES

Within Bangladesh's long tradition of handloom woven fabrics, the unique technique of jamdani weaving is especially well-recognized. Originating around 2,000 years ago from the delicate and breathable muslin weaves of Dhaka, jamdani became known as the 'flowered muslin' because its name, stemming from Persian words 'jama' (cloth) and 'dana' (woven motif), also echoes the words 'jam' (flower) and 'dani' (vase or container).

<https://thekindcraft.com/handmade-textiles-bangladesh/>



Kantha – a South Asian quilting tradition

Originally made from old, recycled fabrics, the traditional *kantha* cloth is an example of 'flat', or unwadded quilting, worked on multiple layers of fabric. Bangladeshi or Bengali *kantha* cloths were made by women for use in their own homes as bedcovers, mats and all-purpose wrappers. The stitching consists of embroidered patterns, ranging from simple floral motifs to elaborate scenes, combined with running-stitch quilting in a colour matching the background fabric. On older quilts, the quilting runs around the embroidered motifs, a technique known as echo quilting.

<https://www.vam.ac.uk/articles/kantha-a-south-asian-quilting-tradition>

<https://www.vintagekanthaquilt.com/what-is-kantha/>



Today, *kantha*-making has been embraced by a number of projects aimed at preserving traditional skills and generating income for communities. New fabrics are often used, and the word *kantha* has come to describe the stitching style rather than the object itself. The style is now regarded with pride as a symbol of Bangladeshi culture.

Quilters Haven

422 Main Street North
Moose Jaw S6H 3K2

306-693-8523

email: quiltershaveninc@sasktel.net

website: quiltershaven.ca

If you **LIKE** us on **FACEBOOK** you can keep up to date with all the current happenings in our shop.

Heather, Arlyce & Staff at Quilters Haven

Loreen's Sewing School

Children's Sewing Classes

Registered "Kids Can Sew" Instructor

Loreen Yanko, Owner

loreenyanko@gmail.com

95 Dale Cres Regina, Saskatchewan S4N 5J6

306 761-0841



Is this what it costs?

Why Do Quilts Cost So Much?

Cost for materials, construction, & finishing for
90" x 100" Queen Size Quilt

Materials for Queen Size Quilt

Fabric for the top:

15 Yds @ \$12.95 = \$194.25

8 ½ Yds backing @ \$12.95 = \$110.08

¾ Yds for Binding @ 12.95 = \$9.71

2 ¾ Yds Bating @ 12.95 = \$35.61

Pattern @ \$10.00

TOTAL cost of Materials = \$359.65 (not including sales tax or markup.

Markup is customary in any other business!)

Construction

Labor based on \$25.00 an hour (We are NOT Minimum wage, unskilled workers, but skilled Artisans with years of experience and large investments in equipment and training)

Making a Top

(Includes shopping for fabric, prepping fabric, cutting fabric, sewing blocks, sewing blocks together adding sashing and borders)

40 hours @ \$25.00 = \$1,000.00

(What would you expect to get paid working at a skilled job per 40 hour work week?)

Finishing

Long Arm quilting (All over Edge to Edge)

9,000 Sq inches @ .02 = \$180.00

Trimming Quilt @ \$15.00

Making Binding ½ hr @ \$25.00/hr = \$12.50

Sewing binding on and hand stitching the back

380 linear inches @ .30 = \$114.00

Total Finishing cost = \$321.50

TOTAL COST OF QUILT = \$1,681.15

Note: A larger quilt or more intricate pattern or Custom Long Arm Quilting will increase cost

Revised by Doug Sobel 1/3/2018

<https://thequiltshow.com/daily-blog/142-newsletter/26633-how-much-does-it-cost-to-make-a-quilt>



I had to chuckle on 2018 prices and hour estimates. A Queen, 90 x 100, ONLY takes 40 hours of work. Ha! I know I sew slow, but that's impossible, if you consider shopping for fabric, pattern and all the other prep work. I made a queen quilt working almost steady for 3 weeks. The fabric and the pattern had been purchased. Some days I never did get dressed. I had to put it away after the 3 weeks and then got it out later to finish taking almost another week.

True, I am slow, and had a lot to learn, but 40 hours???

Frances L

What do you think?

Send in your comments or estimates of the quilting to newsletterppm@gmail.com.





Parksville Quilt House Quilters' Guild (PQHQG) Quilt Show is in May 2021 and we ask you to 'Save the Date.'

The show will be held at the
Oceanside Arena
830 Island Highway West
Parksville, B.C.

28-30 May 2021.

Our show attracts many visitors to the island, and we hope that some of our visitors will be members of your guild. In the past, there have been busloads of visitors from Victoria and the mainland. If you are interested in bringing a bus, contact Elaine. Support of each other's guilds keeps us all interested and involved.

Early in 2021, we will be sending you posters and business cards, and we ask that you post these in a prominent place where your guild meets or in your newsletter. If you have any questions or concerns, please contact Elaine Eddy.

Thank you for your interest in quilting and your ongoing support of quilters.

Yours sincerely,
Barbara Korabek
Show Convener

Elaine Eddy
Sponsorship Chair
250-927-3512
sponsorship2021@gmail.com





SASKATCHEWAN CRAFT COUNCIL Exhibition Dates: August 3, 2020 - November 6, 2020



It has been 5 years since the Saskatchewan Craft Council has hosted a group exhibition by our members. From Scratch showcases over 20 SCC Juried Professional Craftspeople working in a variety of craft media. To make something “from scratch” is a phrase originally referring to the line scratched in the ground from where competitors began a race. To make something “from scratch” these days, is to make something from nothing. Using foundational materials to make something new continues to be a critical component of craft, however, the advent of various tools and the blurred line between craft and art have introduced new conceptual frameworks to this tradition. From Scratch will consider the wide variety and complexity of technique and intent that exists in our contemporary craft world. Making from scratch will always be valued; but in an increasingly complex world, what else can we make and how can we make it?

<https://saskcraftcouncil.org/exhibitions/from-scratch/>

A Little Cross-Training Stimulates Creativity



<https://www.belindadelpesco.com>

Hi there! I'm Belinda. C'mon in!

This is where I paint watercolors and make small edition prints in assorted printmaking methods from my California studio. You'll find resource photos of art-making process, and encouraging conversations to help you build your own creative practice.

Make a Collagraph with Mat Board and Construction Paper

What is a Collagraph?

The word collagraph sounds a bit like the word collage, right? The root of the word – Colla is derived from the Greek word for glue – kólla. Many collagraph prints are made by inking and printing from a plate that has been built up with glued-on elements (paper, leaves, thread, etc.).

Can you imagine sealing the surface of a traditional collage with a glossy varnish, and then inking and wiping it to print on paper? Any smooth, flat areas of the collage would wipe clean, but plenty of ink would remain nestled against curbs of applied elements, or textures on the plate.

<https://www.belindadelpesco.com/making-a-collagraph-plate-with-construction-paper-and-mat-board.html/>



University of Regina
A L U M N I

Dear alumni and friends of the University of Regina,

I am pleased to announce the recipients of the 2020 University of Regina Alumni Crowning Achievement Awards – extraordinary alumni who, through their accomplishments, are making positive change in our communities.

Please join the University in congratulating these five extraordinary alumni:



Shawna Argue BAsC'87
Lifetime Achievement Award



Rosalie Tsannie-Burseth MEd'01
Professional Achievement Award



Robert Jamont BPAS'89
Dr. Robert & Norma Ferguson Award for Volunteer Service to the University



Jacq Brasseur CSW'13, BSW'15
Distinguished Humanitarian and Community Service Award



Christine Selinger BEd'11, BSc'11
Outstanding Young Alumni




The 2020 Alumni Crowning Achievement Awards dinner is tentatively scheduled to take place on Thursday, February 11, 2021 (pending re-open protocol).

For more information about the Alumni Crowning Achievement Awards and this year's recipients, please **visit the [ACAA section of the U of R Alumni page](#)**. If you are interested in sponsorship opportunities, please contact Carissa Robb at Carissa.Robb@uregina.ca.

Congratulations to our distinguished alumni!

Sincerely,
Thomas Chase
Interim President and Vice-Chancellor





<https://www.saskatchewan.ca/government/health-care-administration-and-provider-resources/treatment-procedures-and-guidelines/emerging-public-health-issues/2019-novel-coronavirus>

Recommendation

Cloth Mask Guidelines

While the primary cause of COVID-19 transmission is people who are symptomatic, there is increasing evidence that some COVID-19 infected people never develop symptoms or are not yet sick and are able to transmit the virus.

Health officials have agreed that wearing a non-medical mask (e.g. cloth or other materials) – even if you have no symptoms – is an additional measure you may take to protect others around you, particularly in situations where the recommended physical distancing cannot be maintained, such as public transit.

Wearing a non-medical mask will not prevent you from getting sick. However, it is another way of covering your mouth and nose to prevent your respiratory droplets from contaminating others or landing on surfaces.

People should also be aware that masks can become contaminated on the outside or when touched by hands.

- Avoid moving the mask around or adjusting it often.
- Masks should not be shared with others.

A homemade mask does not replace proven public health measures. The best way to prevent the spread of COVID-19 is to continue to:

- stay home as much as possible;
- practise physical distancing;
- wash your hands for at least 20 seconds with soap and water; and
- cover your cough or sneezes with tissues or your sleeve.

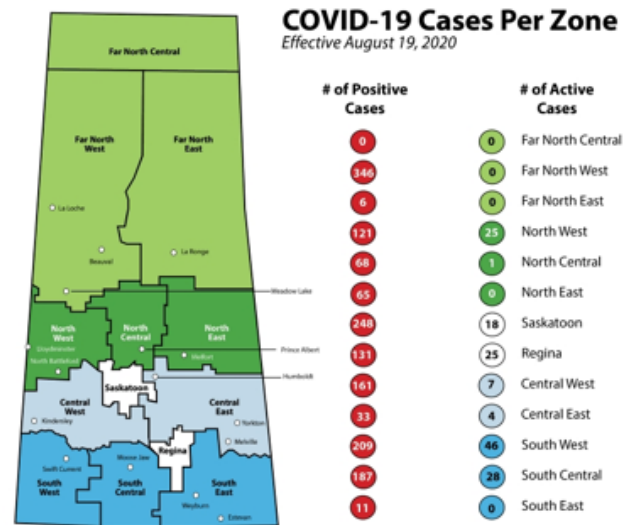
Individuals choosing to wear a non-medical mask need to understand their limitations and how to safely use them. Information is available on the Public Health Agency of Canada website: [Considerations in the use of homemade masks to protect against COVID-19](#). Information on how to make a non-medical mask and how to properly put on or remove a non-medical mask can be found at [About non-medical masks and face coverings](#).

<https://www.saskatchewan.ca/government/health-care-administration-and-provider-resources/treatment-procedures-and-guidelines/emerging-public-health-issues/2019-novel-coronavirus/re-open-saskatchewan-plan/guidelines/cloth-mask-guidelines>



Updates

Persons with COVID-19 1,586	Inpatient/ICU Hospitalizations 7	Persons Recovered 1,410	COVID-19 Deaths 22
---------------------------------------	--	-----------------------------------	------------------------------



[saskatchewan.ca/COVID19](https://www.saskatchewan.ca/COVID19)

#COVID19SK



<https://www.saskatchewan.ca/government/health-care-administration-and-provider-resources/treatment-procedures-and-guidelines/emerging-public-health-issues/2019-novel-coronavirus/cases-and-risk-of-covid-19-in-saskatchewan>



THE GLOBE AND MAIL*

The 0 Canada Project

<https://www.theglobeandmail.com/canada/the-zero-canada-project/>

Canada's first day with zero new COVID-19 infections. It's what we're all working toward, together. Here you'll find information and resources to help you get through this extraordinary time such as, financial management tips, how to stay productive (and sane) working from home and keeping that quarantine weight off. Any way we can help Canadians feel more secure, less anxious and more optimistic in this time will help get Canada to zero. #HelpZeroCanada



City of Regina receives Tree City of the World designation

<https://www.regina.ca/news/City-of-Regina-receives-Tree-City-of-the-World-designation/>

The City of Regina is among nine Canadian cities to be recognized with the Tree Cities of the World designation by the Food and Agriculture Organization of the United Nations (FAO) and the Arbor Day Foundation.

The City has just over 179,000 trees in its street and park inventory and continues its work to increase that number to one tree per person in public spaces. Last fall, the City celebrated the contribution of 100 new trees donated by Tree Canada and each year the Lady Bug event in Victoria Park helps to educate young residents on tree care and natural pest control.



City Hall Truth and Reconciliation Project

<https://www.regina.ca/news/City-Hall-Truth-and-Reconciliation-Project-Unveiled-Today/>

Fourteen panels stretch 43 feet along a main floor hallway in City Hall, centred by a medicine wheel and star. The project is the result of consultation with elders and is meant to be a daily reminder to staff and visitors of City Hall of the importance of reconciliation in our community. The content of the panels integrates historical information on treaties and residential schools along with employee photos and written commitments to reconciliation.

CLASSIFIED**Ads**

Q-Zone hoop-Frame for sale. \$800.00.

Also, precision cloth leaders.

306 584 3327

Della Anderson



Canadian
Red Cross

Friendly Phone Program

Find out more by contacting us at: friendlyvisittingsask@redcross.ca 306-216-6602

The Red Cross matches volunteers with seniors, providing new social connections through a weekly phone call.

<https://www.redcross.ca/how-we-help/community-health-services-in-canada/saskatchewan-friendly-phone-program>

Are you concerned about the Canada Pension Plan? Read On ...

\$434.4 Billion
Fund at June 30, 2020

10.7%
10-year annualized rate
of return (net nominal)

CPP **Investments**

<https://www.cppinvestments.com/commitments/who-invests-the-canada-pension-plan?dclid=CP7grlHZsusCFY0Zfwod8a4BBA>

September 01, 2020 - TUESDAY

07:00 PM Saskatchewan

Join Zoom Meeting

<https://us02web.zoom.us/j/84497356650?pwd=SWRwMTBzZmJkME1rcStLRmRuODZDdz09>

Meeting ID: 844 9735 6650

Passcode: see email from Membership Committee

General Meeting agenda

Welcome and call to order	Sharon
Approve minutes of the March 3 meeting	Sharon
Treasurer	Marlene
UFO	Rene
Retreats	Shannon/Jacque
Workshop	Heather
Web / Social media	Jymmi Kaye
Upcoming - Outdoor Quilt Show	Tannis
BREAK	5 mins
President's Challenge – Looking forward to 2021	Sharon
Library	Bonnie
Program update	Shelby
Newsletter	Deena
Membership	Cheryl
Other Business	Sharon
Show and Share	Sharon
Door Prizes	Sharon
Adjourn	

The annual general meeting will be held at the October meeting.

Prairie Piecemakers Quilter's Guild Regular Monthly Meeting - March 3, 2020

Welcome and Call to Order - Shelley K called the meeting to order at 7:00 pm.

Program - Torquay Trunk Show

Minutes - Correction of the Feb 4 minutes to remove the first sentence. Feb 4, 2020 minutes approved.

Announcements - Shelby advised she is organizing a bus trip to Moose Jaw and then to the Shumiak Gallery in Assiniboia, Sk. Paula Jolly will have a display from the end of Aug to the beginning of Sept. There is also an invitation to see her studio located outside Assiniboia. Return between 5 and 6 pm for approx. \$35.00 per person. Sept 9 is a tentative date and Shelby will take a \$20.00 registration.

A thank you card from 4-F Pediatrics RGH. The Cast of Characters Quilting Group from Strasbourg, Sk are holding a retreat Mar 19-22.

Marlene SC moved and seconded by Carol G to give the Canadian Quilters Association a sponsorship of \$500.00 for their annual conference in June. Motion approved. Marlene also advised the PPQG has a 10x10 ft space at the Regina Exhibition Wed July 29 and Sat Aug 1. Marlene asked for volunteers, please talk to Shelby or the Exec.

Workshops - Heather I advised coming workshops Mar 14 Mystery Quilt and Apr 4 Dyeing Workshop.

Library - Bonnie has only two volunteers for library and is asking for more.

Mystery Quilt - Tannis showed the assembled quilt with variations.

Quilt Show - Tannis advised the Guild Challenge is a placemat donated to meal on Wheels. Indicate whether we want them judged or just hung up for display. Sizes vary and will accept as many as we want to donate.

Raffle Tickets - see Sally B. **Sponsorship** - Iris L has packages on the table. **Volunteers**- Deena A reminded volunteers a free day is available for volunteers but everyone must sign up before the show and check in before their shift. Shelley asked for another drop-off home in central Regina for quilts. Quit registration is slow but expected.

Membership- Cheryl A reported 68 members, 1 new member and 1 guest present.

Door Prizes - Anne R, Darlene S, Mary F.

50/50 Draw- Winner of \$92.00 was Jimmi Kaye,D

Nominations - Jimmi Kaye D has two members, Ruth B and Renee B helping her and contacting all members.

Shelley announced Gateway to Adventure and President's 20/20 Challenge will be at the Apr meeting.

Adjournment - Meeting was adjourned at 8:19.

Next meeting is Apr 3, 2020.

Advertising Information

Inside the Guild

The Prairie Piecemakers Quilters' Guild is an incorporated organization, serving quilters, promoting the quilting arts and supporting the development of quilting in Regina. Your advertisement is an effective way to reach a local and a broader audience of quilters:

Local audience: the Prairie Piecemakers Quilters' Guild publishes 10 newsletters each year, monthly from September through June. The newsletter is distributed to all Guild members (currently 128 members and growing).

Extended audience: advertisers in the newsletter are recognized on the Guild website (www.prairiepiecemaker.com) with a link to their website and/or contact information.

Each newsletter is posted on the Guild website and remains available for public download through the newsletter archive.

Timelines:

Advertisers should send their advertisement copy to the editor of the guild newsletter two weeks before the end of the month prior to the next issue of the newsletter. Please see the Guild website for our Advertising Guidelines.

Contact:

Inside the Guild Newsletter Editor
 Prairie Piecemakers Quilters' Guild
 Box 33043, Cathedral P.O.
 Regina, SK S4T 7X2
 Telephone: 306-584-9509
 Email: newsletterppm@gmail.com
 Website: www.prairiepiecemaker.com

Want to join the Guild?
 Visitors and new members at all levels of quilting are welcome.

Guild membership consists of quilters of varying ages and abilities who share a great appreciation for the art of quilting and the fabric used to piece the quilts together:

- The membership year runs from July 1 to June 30 of the following year.
- New members are welcome at any time during the quilting season.

The Guild is a member of the Canadian Quilters' Association.

Please contact us by email at ppmqguild@gmail.com, through the website, or directly to a Membership Committee member (pg. 2).

Commercial Advertising Rates

Single Issue Rate			Full Year
Category	Size	Rate	Rate
Full page	7.5" x 10"	\$50.00	\$250.00
Half page (horizontal)	7.5" x 5"	\$25.00	\$125.00
Half page (vertical)	10" x 3.75"	\$25.00	\$125.00
Quarter page	3.75" x 5"	\$16.00	\$80.00
Business card	3.75" x 2.5"	\$8.00	\$40.00

Non-Commercial **Classified** Advertising Rates

Advertisements must be sewing, quilting, or fibre art related. 1/4-page and 1/2-page advertisements, containing a photo, a graphic, or an image are to be in .pdf, MSWord, or jpeg format (ready for insertion) and sent to newsletterppm@gmail.com. Include your complete contact information.

Please make your cheque payable, in the correct amount, to PPQG and forward it to Prairie Piecemakers Quilters' Guild, Box 33043, Cathedral PO, Regina, SK. S4T 7X2.

Advertisement Sizes	Guild Member	Non-Guild Member
	Per issue	Per issue
Classified Ads of 50 words or less - no photo, graphics, or images	FREE maximum insertion 3 months	\$8.00
1/4 page	\$5.00	\$16.00
1/2 page	\$10.00	\$25.00

Except where noted, all graphics and photographs are from Google Images.

Privacy of Information: As a public organization, the Prairie Piece Makers Quilters' Guild, Inc. (PPQG) is compelled to abide by the Canadian rules applying to the Privacy of Information. We cannot share information about members without this consent. The personal information collected consists of name, address, telephone number, and email address and is used to contact members for Guild business. As the Guild's membership form does not specifically ask members if they will allow their names to be published in the newsletter, the newsletter will not publish full names, excepting for the executive and committee chairpersons, who have signed disclaimer forms for the editor or when expressed permission is provided. When submitting articles for the *Inside the Guild* newsletter, please state as to whether you will allow your full name to be published in the newsletter print format, available at Guild meetings and the online copy published on the Guild's website. *Thank you.*