

Prairie Piecemakers Quilters' Guild

Inside the Guild

Website: www.prairiepiecemaker.com

November

Issue 2021-11





Guild Officers and Directors

President: Sharon G

Vice President: Tannis F

Secretary: Beth H

Treasurer: Marlene SC

Guild Committees with Directors*

Library Committee:

Bonnie R*
(Pat P, Mary O, Linda W, Debbie W)

Newsletter/Advertising:

newsletterppm@gmail.com
Deena A*

Proofreading: Frances L & Mary F

Program Committee:

Linda B*

Website/Promotions Committee:

Jymmi Kaye D
ppmqguild@gmail.com

Workshop Committee:

Aline M*

Membership Committee:

Cheryl A* & Lynne R

Guild Committees

Meeting Dates
2020-2021

September 7, 2021

*October 5, 2021

*November 2, 2021

December 7, 2021

*January 4, 2022

*February 1, 2022

*March 8, 2022

April 5, 2022

May 3, 2022

June 7, 2022

* ZOOM MEETINGS

50/50 Draw Committee:

Sheree S; Betty U

Retreats:

Shannon B*
Jacquie B.

UFO's:

Renee B

Connecting Threads:

Marlene SC

Facebook Page: Jymmi Kaye D

DISCLAIMER

Information contained herein regarding any specific person, commercial product, or service by trade name, trademark, manufacturer, or otherwise, does not constitute or imply its endorsement, recommendation, or favouring by Prairie Piecemakers Quilters' Guild or it's directors.

Want to join the Guild? Information on last page.

Good Shepherd Lutheran Church

3825 Hillside Street

Regina SK S4S 3Y5

Monthly Meetings

First Tuesday of month:

ZOOM OCT, NOV, JAN, FEB, MAR, 7 to 9 pm

Monthly Meetings

First Tuesday of month:

Sept to June, 7 to 9 pm

Website: www.prairiepiecemaker.com

Facebook: Prairie Piecemaker Quilters' Guild

Newsletter: newsletterppm@gmail.com

Email: ppmqguild@gmail.com

Copyright: Prairie Piecemakers Quilters' Guild Inc.

Prairie Piecemakers Quilters' Guild

Box 33043, Cathedral P.O.

Regina, SK S4T 7X2



President's Message



I did something in mid-October that I haven't done in 18 months. I went to a quilting retreat, and it was fantastic!

It was the new fall retreat put on by our guild. Usually this retreat only occurs in the spring, but for years organizers have been trying to host one in the fall, and there was finally an opening at the Dallas Valley Ranch Camp venue.


It was a tiny bit different than the last one I attended in March 2020 - before the world shut down. But the only differences were there for safety reasons - masks, fewer people, and other safety protocols we've all become accustomed to during this pandemic.

It might have been that I'm extra grateful because it's been a long time since I've been out at an event such as this, but, I think it was so much fun because of many other factors. Those included great company, great venue, good food, superb scenery and great organization by Shannon B. and Jacquie B, with some set up support from Peggy F. Every aspect or eventuality was considered and planned for and that meant every safety protocol was well-thought out.

I did my usual, and brought too many projects, and worked a bit on each one. Others were making far better use of their time and churning out quilt tops like their life depended on it.

We had a lot of laughs, we all took turns walking down memory lane about previous guild retreats, and while I can only speak for myself, let me say it was a fun, productive, and relaxing time. So thank you to Jacquie and Shannon for a well-planned and organized retreat.

And if my words have urged you to think about attending the next retreat, we will hear about the plans in place for the spring 2022 retreat during November's meeting.



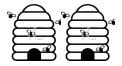
Stay tuned!

Sharon G



Gift cards
available
in store & online!

Give the gift of sewing



Prairie Piecemakers Winter Dallas Valley Quilters Retreat

March 3 - 6, 2022

The way we are going to do sign up is hopefully the fairest way we can go about doing this - with the intent to give everyone a chance to sign up if they wish to attend. In the goal of trying to keep everyone safe - we are setting the amount of people for the Winter retreat (Mar 3 – 6, 2022) to 20 participants – so that each quilter has a single room and sewing station with required spacing.

Estimated fees will be no more than \$300 for the weekend with all accommodations and meals included. At this time we will only accept Fully Vaccinated members that are willing to show their vaccinated status – no exceptions.

If you want to participate - follow these simple steps :

November 3rd – December 6th

Send your name/phone number in an email to saskgirl1971@gmail.com between the dates above if you would like your name put into the lottery draw for the Winter Retreat (Mar 3 – 6, 2022). Your email may have more than one person listed but it is a lottery so names will be drawn separately

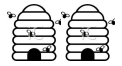
Any emails received before Nov 3 will not be accepted – I will look to see if there is a question and if not the email will be deleted. You will have to resubmit an email in the timeframe stated above. You cannot place your name into the lottery before Nov 3.

Dec 7th meeting we will draw for the 20 spots - You do not have to be online during the draw as your name will stand until we contact you and you say otherwise. All names not called will be pulled randomly to determine your position on the waiting list.

The lottery winners will be contacted by the end of January to confirm their participation and receive their forms/payment structure. Deposits will not be required at this time – full payment will need to be paid by Mar 1st guild meeting.

Sask Health guidelines will be followed at the retreat venue whatever they may be at that time – masks in common areas, work space set up, etc.

Shannon B



Linda B

SPECIAL EVENTS

Japan

and the
Tokyo International
Great Quilt Festival






Virtual Tour of Japan and the Tokyo International Great Quilt Festival
Tuesday, November 2, 2021; 7:00pm (CST)

Join Celtic Quilt Tours Co-Host Kim Caskey for a virtual tour via Zoom! Regina Prairie Piecemakers.

The Guild Challenge - Glorious Food

Create a small quilt (16" x 18") with reference to food appropriate for one of the four seasons of the year. These quilts can be pieced blocks, appliqué, abstract, scenic landscape, whimsical or artistic. What ever technique and style you want. You may even want to do your "comfort food" that was relied upon during the past year that would cover all 4 seasons! Or illustrate some of your newly discovered recipes since Covid started. Use your imagination to create something tasty or didn't turn out quite the way you wanted!

A quilter can create up to **four** quilt pieces but only **one** for each season. The deadline will be April 5, 2022 when you will display your quilt at the April meeting.

Quilted pieces can be entered into the Guild Quilt Show in May 2022.

TERRY WHITMAN

Custom Longarm Quilter

1-304-634-4603

Box 1586, Estevan SK S4A 2L7
gary.whitman@sasktel.net



Loreen's Longarm Quilting Services

Loreen Yanko Owner
loreenyanko@gmail.com

95 Dale Cres
Regina, Saskatchewan S4N 5J6

306 761-0841

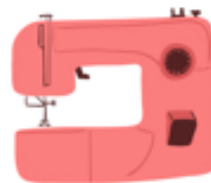
Sew Materialistic



We are the only fabric store in Northeast Saskatchewan!

Over 2000 bolts of quilting cotton!

We carry all your sewing needs, including:



- Wide back cotton and flannel
- Gutterman, Aurifil, and Mettler thread
- Woolly Nylon and Regular Serger Cones
- Cotton and polyester batting
- Pillow stuffing and forms
- Creative Grid Rulers
- and more!

We are located in Nipawin, SK!

**We are open Monday to Saturday,
9:00 AM to 5:00 PM**

Sew & Sews

117 Main Street, Carlyle SK

Phone: 306-453-2562

Visit our online store at:

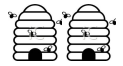
www.sasksewandsews.com

Call us to reserve your spot in the Border
Creek Station Mystery Quilt Club
beginning January 2022

**Big City Selection,
Small Town Service!**




www.facebook.com/carlylesewandsews Open: Monday to Friday 10 to 5




WORKSHOP
INFO **WORKSHOPS**

Aline M



Inspired by nature, Bridget O'Flaherty is passionate about the environment. She has been working in textile arts for almost 30 years and loves its tactile nature and connection to the land. She is an internationally renowned, award winning quilt artist focusing primarily on free-motion thread painting in her natural landscape designs. She "draws" with her



Easy Peasy Thread Painting by Numbers ZOOM Workshop

January 15th 9:00 – 12:00

Cost: \$25.00 + \$51.00 (kit)

Instructor: Bridget O'Flaherty

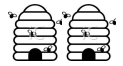
Registration Deadline: **NOVEMBER 20th**

Participate in the comfort of your own home. We'll send you the zoom link and you can watch as you sew at your machine. Pattern Kits include:

- 2-12" Pre-printed panels
- 11 spools of thread
- Tear away stabilizer
- 7" low profile hoop
- 2 paper patterns with instructions

Students are required to bring backing, batting, border and practice fabric, bobbin thread, sewing supplies and sewing machine (machine **MUST** be able to do free motion).

To sign up, send an etransfer by **NOVEMBER 20th** to Marlene at: msmith.collins@sasktel.net or by mail to Marlene Smith-Collins, 168 Birchwood Crescent, Regina, SK S4S 5N4.



Bonnie R Pat P, Mary O, Linda W


Pause



Colleen's Quilting

Longarm Quilting Service

Colleen Matheson 290 Qu'Appelle Drive West
mathesonc@sasktel.net Lumsden, Saskatchewan
306 731-3603 SoG 3Co
APQS Millennium



Quilters Haven

422 Main Street North
Moose Jaw S6H 3K2
306-693-8523

email: quiltershaveninc@sasktel.net
website: quiltershaveninc.ca

*If you LIKE us on FACEBOOK you can keep up to date with all the current happenings in our shop.
Heather, Arlyce & Staff at Quilters Haven*

Did you know?



WORKSHOPS

Aline M



Payment for a Workshop is due upon registration.

If you are unable to attend a workshop, please notify a member of the Workshop Committee. You will find Workshop Lead contact information on the page 2 of this newsletter.

You are responsible to find a replacement that can pay the Workshop fee and take your place. The Guild does not refund the registration fee when you are unable to attend, nor provide a credit for a future workshop. If the Guild cancels the Workshop, registration will be reimbursed.

If there is a waiting list for the workshop, the Workshop Committee will share the names on the waiting list for you to contact.

Some of our workshops rely on a certain number of participants to cover the expenses. We are trying to keep the costs, as reasonable as possible.

The Guild abides by provincial health regulations and as such, may need to cancel face to face workshops. We kindly ask that, if not fully vaccinated, you wear a mask during the workshop.

Cindy-Rella's Sewing and Quilting

We are an Authorized Bernina, Brother,
Babylock and Handiquilter
dealer and repair centre



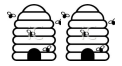
Shop in-store at:

Cindy-Rella's Sewing and Quilting

1230 St John Street
Regina, SK
(306) 585-2227

Or Online at:

www.PrecutStash.com



Lasting Imprint Quilt Show

May 6 & 7, 2022

A quilt show is an event where you can view approximately 200 quilts displayed on temporary walls and shop various quilting vendors. It is a great place to learn the latest quilting techniques, get inspired by gorgeous quilts and of course get more fabric and notions.

We are super excited for our quilt show Lasting Imprint on May 6 and 7, 2022.

This year we have a new venue the Callie Club on Sandra Schmirler Way. Our new venue has a great concession and has been voted the best French Fries in Regina. The Callie Club has the best lighting and is wheelchair accessible.

More details will follow but I want to give everyone a heads up on the Guild Challenge.

This year we will be making a placemat or small quilt that follows our theme of Lasting Imprint. This can be about the friendships that we have made over the last 30 years of the guild, or quilting tips we have learned through the guild. It can also represent the lasting imprint of Covid 19. Find something you are passionate about and make a small quilt no bigger than 20 x 20 or a placemat to be donated to meals on wheels.


Start getting your quilts ready to enter the show. Finish off those UFO's and remember every quilt is worthy enough to enter. All quilts will be displayed for everyone's viewing enjoyment. We have several judges that will offer great tips and even helpful hints. Ribbons are awarded from the judges along with cash prizes.

We will see everyone May 6 & 7, 2022

**Tannis F
Quilt Show Chair**

For an excellent discussion on how to paper piece (which I needed, along with one-on-one instruction from Heather I.) go to www.quilterscache.com/StartQuiltingPages/startquiltingthree.html --a wonderful resource available on the Net.

There are two blocks this month, the Diamond Block, and the V-Block, both of which are paper pieced.



Diamond Block Make 4



V Block Make 4

The Diamond Block is a 6 1/2" square (to *finish* at 6" square). It is actually a nine-patch made up of three different blocks, one of which is paper pieced. **Make 4.**

Needed: Colour 1

Colour 3

Template for paper piecing

(Available at Connecting Threads if you are unable to print the proper template size)

"Add a Quarter" ruler (very useful to have)

Cutting:

From **Colour 1:**

Cut 1 - 3 1/2" WOF

- Subcut into 8 - 3 1/2" squares, cut diagonally twice. [for A4 and A5]

Cut 1 - 3" WOF

- Subcut into 8 - 3" squares, cut diagonally once. [for A1]

Cut 2 - 1 1/2" WOF

- Subcut into 16 - 1 1/2 x 2 1/2" rectangles
- Subcut into 16 - 1 1/2" squares

From **Colour 3:**

Cut 1 - 2 1/2" by 11" rectangle


- Subcut in 4 - 2 1/2" squares

Cut 3 - 1 1/2" WOF

- Subcut 16 - 1 1/2 x 6 1/2" rectangles
[for A2 and A3; one 6 1/2 rectangle will do both]
- Subcut 16 - 1 1/2 inch squares

Remove paper after trimming the block

Paper Piecing: Refer to Photo below which shows the template, finished 2 ½” square, cutting and then the A1 sewed to A2, etc. Note, in the photo, some blocks have been trimmed and some have not.



Make **16** of the 2 ½” paper pieced squares, you will need to use 16 separate templates



See Photo 2 for completed 6 1/2” square (to *finish* at 6” square). Note: I have used high contrast fabric for the Photo 1 to illustrate paper piecing.; Photo 2 shows the completed Diamond Block in the colours I am using.

To make the four corner blocks for the Nine Patch Diamond Block, sew one Colour 1 of 1 ½ Square to one Colour 3 of 1 ½” square. To this rectangle you sew one of 1 ½ x 2 ½” rectangle to make a 2 ½” square. Make 16.

See Photo 2 for the arrangement of the Nine Patch with 2 ½” square of Colour 3 in the centre, the four-paper pieced on each side of the square, and the four corner blocks with Colour 3 “touching” the centre Colour 3 square.

Make 4 Diamond Blocks.

The V-Block—Make 4.

Needed: Colour 1
Colour 2
Paper Piecing Template
“Add a quarter” Ruler

Note: The V-Block template is a larger version of the 2 ½” square used in the Diamond Block. It is a 6 ½” square (to *finish* at 6” square).

Cutting:

From **Colour 1:** Cut a 9” square and subcut diagonally twice [A1]
Cut 4 - 4 ½” squares and subcut diagonally once [A4 and A5]

From **Colour 2:** Cut 2 - 3” WOF
- Subcut into 4 - 3 x 8 ½” rectangles [A3]
- Subcut into 4 - 3 x 6” rectangles [A2]

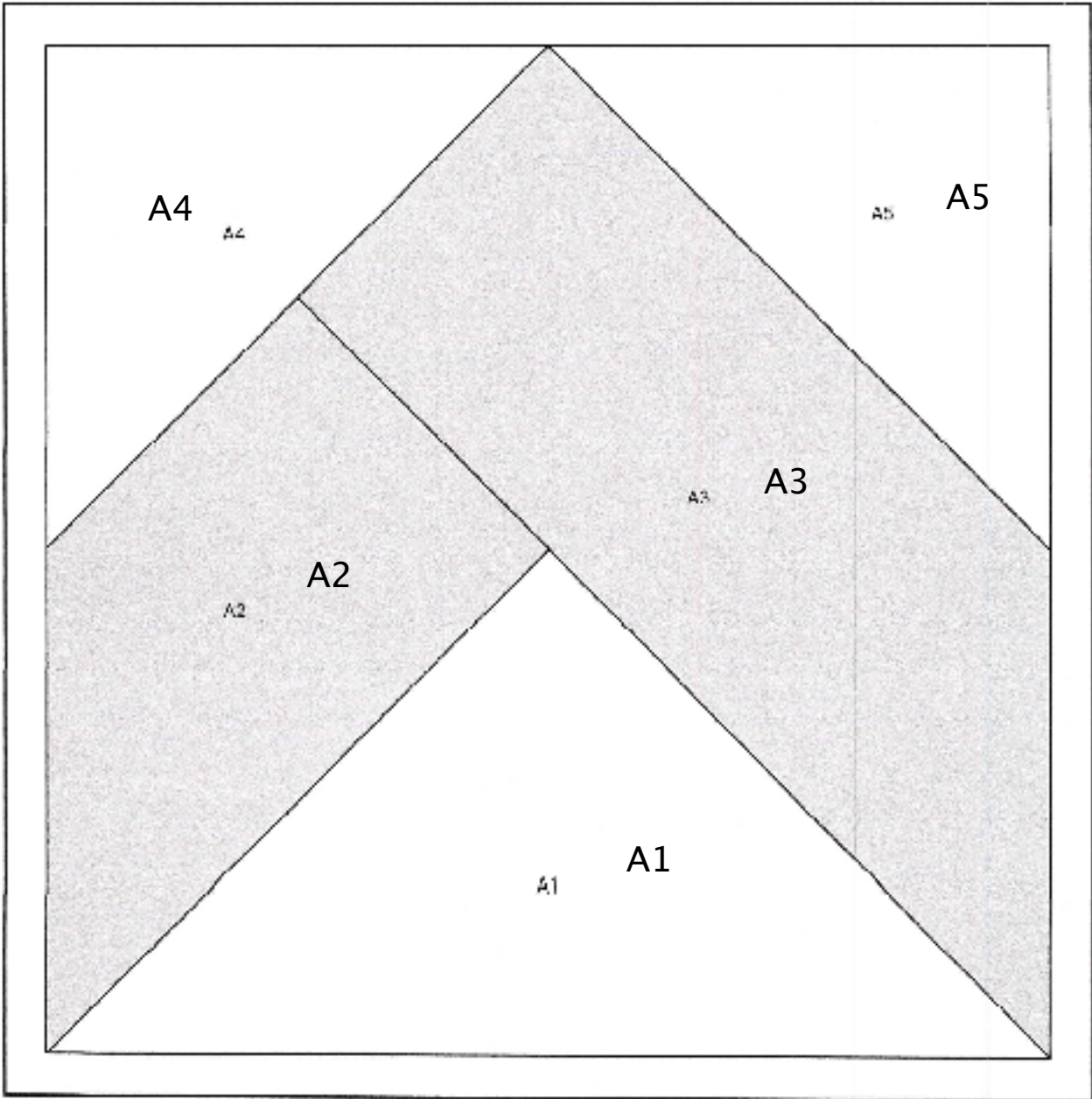
Assemble as per paper piecing instructions. You will **make 4**.

I promise that December’s Block will be very simple!

Bonnie

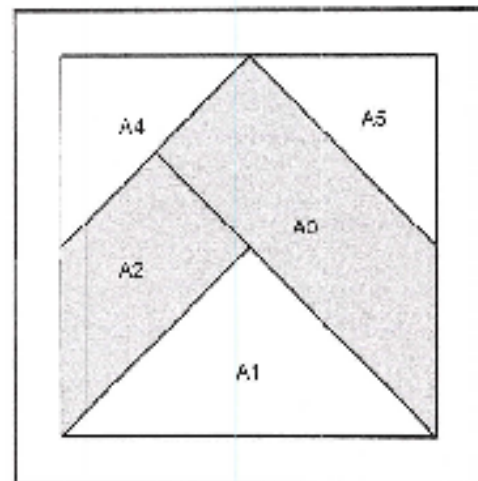
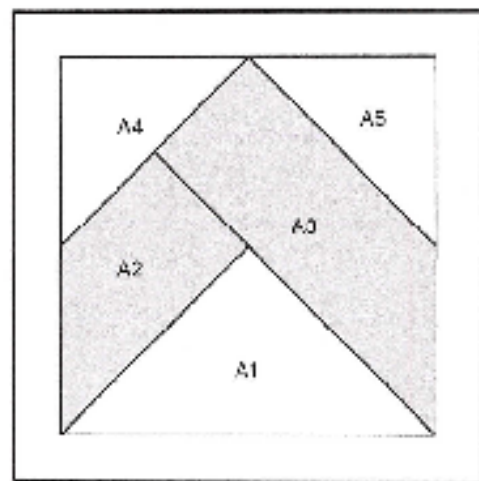
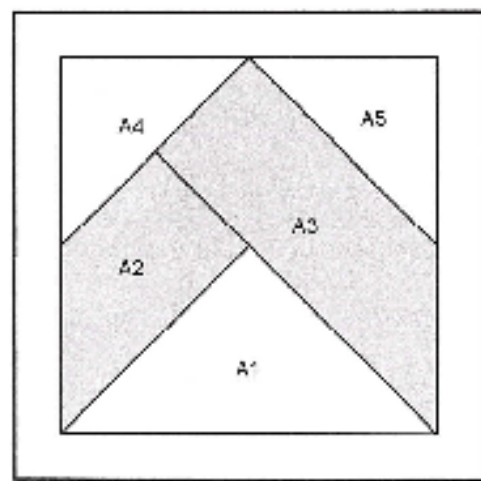
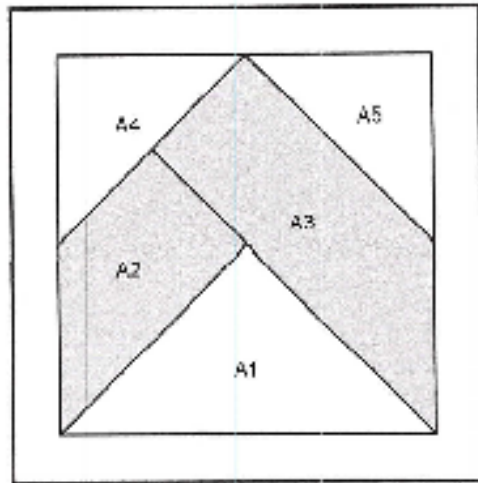
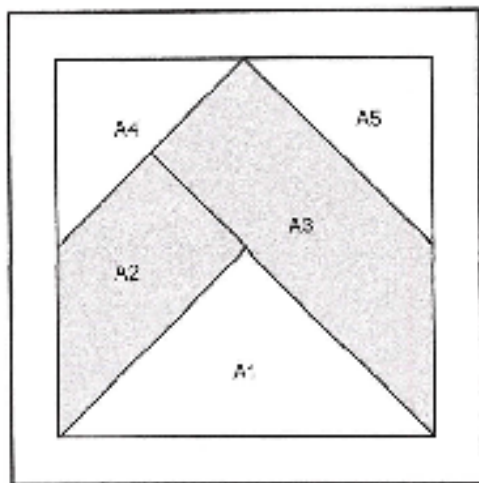
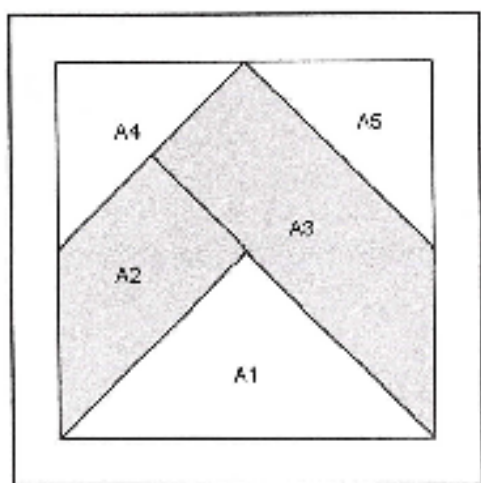
from TANNIS:

NOTE that in order to print the proper size you must put your printer to 100%.
The small V Blocks measure 2 1/2 inches with seam allowances.
The LARGE V Block measures 6 1/2 inches with seam allowances.
Also print your templates on thin paper as it makes it easier to tear.

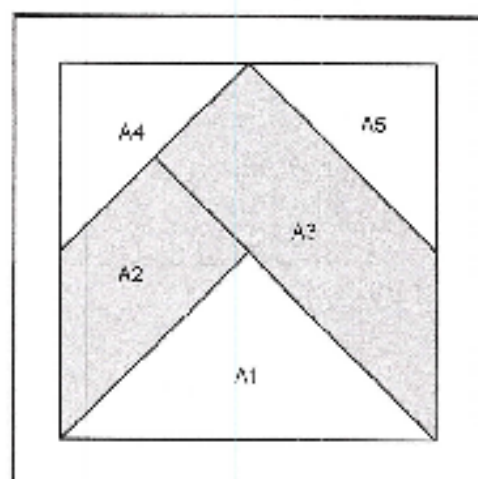
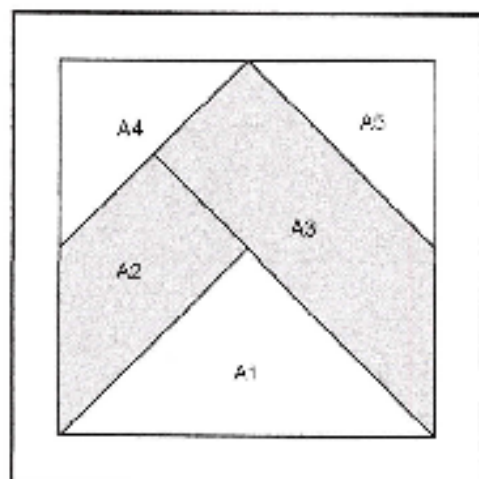
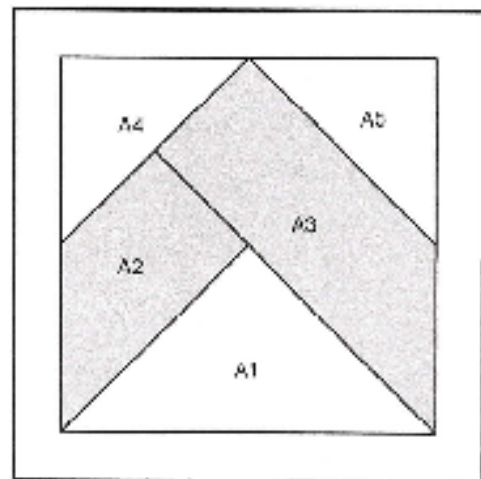


need 4 total

Pattern for "Unnamed" as 6.000 by 6.000 (inches) block



Need 16 Total



Pattern for "Unnamed" as 2.000 by 2.000 (inches) block

Pattern for "Unnamed" as 2.000 by 2.000 (inches) block

NO QUILT QUILTING

Professional Longarm Quilters

Moose Jaw, SK

All our prices are very competitive.
We offer basting to extreme custom work. We offer it all!

With no training session involved, you can just walk in and start to load your quilt.
You can also have us pre-load your quilt for a small charge.
During a one-on-one session of no less than 4 hours, you may choose from many threads, and a large variety of edge to edge designs
- a creation that's all your own.

If you have ever wanted to experience quilting your own quilt on a computerized machine with thousands of edge to edge designs to choose from, we have a plan for you!
We're offering our computerized Gammill Statler longarm machine in a great deal.
This will be a no sweat, and no stress experience

Of course, we still offer quilting for those who want to continue to have us quilt for you. We also have a large selection of battings, including wide, black, wool/cotton blend, bamboo, 100% natural cotton, 100% cotton bleached white, 80/20 cotton poly, the last 2 being available in Hobbs, and Arctic.

With the lowest prices around, don't hesitate to give us a call to book your spot!
You can call Colleen at 306-631-5303.

Please don't hesitate to call us for any of your longarm needs.




**BRODERICK
GARDEN CENTRE**
FABRIC | CRAFTS

Bring this ad in for 10%
off your purchase,
minimum \$50 purchase

- * Quilting Cotton by Moda; Northcott; Art Gallery; Free Spirit; FIGO; Kona; Ruby Star Society, etc
- * Designers: Tula Pink, Tim Holtz, Alison Glass, V and Co., Natural Born Quilter, Guicy Guice, Libs Elliott, Basic Grey, Gingiber, etc.
- * We carry an extensive line of patterns, Quilters Select and Creative Grids rulers and templates, Aurifil Thread.
- * Bag making supplies: Cork, Canvas, hardware from Emmaline Bags and Sallie Tomato,

www.broderickgardens.ca 420 Saskatchewan Ave E Outlook SK 306.867.8999



NOTES:
Teams have been made up per point value.
Picture of finished UFO can be emailed to wat2so@accesscomm.ca
Earn bonus points for a label.



A
Carol G
Robin
Shannon
Beth



B
Jacquie
Cheryl
Joanne
Sharon



C
Renee
Joan G
Cindy
Jymmi Kaye



Up Yur Quilt

Fabric
Patterns
Books
Notions
& more!

Online shopping at www.upyurquilt.ca
St. Catharines, Ontario, (905) 938-1462.



Quilts of Valour - Canada Society

<https://www.quiltsofvalour.ca/>

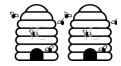
17,718 Quilts of Valour™ Presented to date



Remembered still those souls who tried
To save the world, but many died.
A moment stolen for a tear,
As we recall those unlived years.
The camaraderie that flew those souls back home to those they knew,
And loved them dear and held them close
But for our sakes released to foes
The silence that they leave behind
Is space to calm the troubled minds of those they loved -
And can't rewind.
Again this day we give our thanks
For those returned from serving ranks
And them 'as gave it all away
Forever in our minds will stay.

Remembered Still Those Souls – Ernie Rowe

<https://www.forces.net/heritage/remembrance/remembrance-poems-full-we-honour->



Quilts of Valour - Canada Society

<https://www.quiltsofvalour.ca/>

When we remember in November “Lest We Forget” it is important that we remember not only our fallen soldiers, but those who are ill or injured. Quilts of Valour – Canada Society (QOVC) is an organization that does just that.

We are a non profit organization dedicated to giving quilts of comfort [Quilts of Valour (QOVs)] to our ill and injured Canadian Armed Forces (CAF) members, past and present.

We operate completely on donations; whether it be monetary, fabric or your time.

Thanks to the support of quilters, locally and across Saskatchewan, we are able to continue to provide veterans in Saskatchewan with a quilt. It is very hard to put into words just how these quilts make the recipients feel. It is heartwarming to see a young fellow that has such sad eyes, but after his QOV you can see a little spark return to them. Or when you receive a “Thank You” from a family member telling you their loved ones’ nightmares are few and far between since receiving a quilt. They are truly a treasured gift from a grateful nation.



Is there somewhere I can sew with QOVC?

Yes! We meet at Peachtree Quilt Shop in Regina on the first Wednesday of each month from September to June from 10:00 to 4:00. It is a very stress free group and we encourage drop ins any time you can make it. While it is not necessary to pre-register, it helps me to know how much to bring for supplies.

If you are interested in joining our sewing group please contact me.

Please contact me if you have any questions or concerns. If I don't answer, please leave a message so I can get back to you.

Elizabeth Andrews
(Ed. Note: article edited for brevity)

Elizabeth.andrews@quiltsofvalour.ca 306-345-2302



Home of Michele's Long Arm Quilting
OVER 8000 BOLTS OF FABRIC

Notions, Patterns & More

MaMi's
Country
Quilts



baby lock

253 Front Street, Duck Lake,
Sask.

Email: mamquilts@sasktel.net

Website: mamisquilts.com

306-467-4453

Classes and Retreats

Book a Private Retreat



Store Hours: Monday - Saturday
9am - 6pm

Michele is also a Certified
Instructor for Judy Niemeyer
Quilting

Now Order Online

mamisquilts.com



**SOMETIMES I CAN'T
TELL IF I'M IN
PRESCHOOL OR HIGH
SCHOOL.**

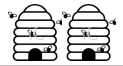
OH WAIT, I'M AT WORK.

www.periwinkle.biz

Are you having one of those days? Why not surf on over to Periwinkle and unwind with all the latest fabrics. Moda, Art Gallery, Free Spirit and more. We also have kits, patterns, notions and books!! Try a new Bernina or Juki sewing machine or Bernina long arm. Periwinkle is sure to cheer you up.

Periwinkle
Quilting & Beyond

270 - 2600 Eighth St. E., Saskatoon, SK
follow us on *instagram* and *facebook* ph: 306-933-3072 e-mail: periwinkle@sasktel.net



Connecting Threads



Effective Monday, November 1, 2021, proof of COVID-19 vaccination or a negative test result will be required for anyone over the age of 12 to access all indoor City facilities and arenas.

Pillow Cases:

The Guild will be collecting pillow cases that you have made to donate to the 3 women’s shelters in Regina. They can be dropped off at Connecting Threads any Thur morning or brought to the Dec meeting at the Good Shepherd Lutheran Church. You can also contact Marlene at 306-586-5346 and I will pick them up from you.

Placemats:

The Guild will be collecting placemats for Meals-on-Wheels. They can be dropped off at Connecting Threads any Thur morning or brought to the Dec meeting at the Good Shepherd Lutheran Church. You can also contact Marlene at 306-586-5346 and I will pick them up from you.




Innovative Quilting
Computerized Longarm Quilting

*Specializing in "Edge to Edge" Quilting
Thousands of Patterns to select from*



Offering:
large selection of wide fabric: Cotton, Flannel, & Fireside
50/50 Cotton-Bamboo & 100% Arctic Cotton Batting
Plus .
We also sell regular fabric, notions, patterns and more..

Open 9 to 5 Mon-Friday & most Saturdays (call ahead)

76 Halifax Ave
Melville, SK
Phone: 306 760-1573 or 306 728-8199 cell
innovativequilting@sasktel.net

"IT'S NOT A QUILT UNTIL IT'S QUILTED"

Second Story Quilting
Widebacks and Quilters Dream Batting



Fit For a Queen by Westrade
Wide range of colors ~ Cotton and Flannel ~110"x108"

Quilter's Dream Batting
Cotton, Poly and Orient - King cuts (122"x108")

Christa Marcotte
Box 33
Torquay Saskatchewan S0C 2L0

Call or Text 306-421-7056
Email: acmarcotte@sasktel.net
Website: www.secondstoryquilting.ca
Blog: www.secondstoryquilting.blogspot.com

Pictures of colors can be texted or emailed.



Daylight saving time 2021 in Canada began at 2:00 a.m. on

Sunday, March 14

and ends at 2:00 a.m. on

Sunday, November 7

All times are in Eastern Time.



<https://www.timeanddate.com/time/change/canada>




24 - 810 CENTENNIAL BLVD
 WARMAN, SK S0K 4S1
 (306) 384 7858
 TINYSTITCHQUILTSHOP@GMAIL.COM

SHOP ONLINE:
 WWW.TINYSTITCHQUILTSHOP.COM

TINY STITCH QUILT SHOP INC.



TREAT YOUR SEWING MACHINE TO A SPA!

Is your sewing machine telling you it's time?



Call or text Darcy in Regina **306-501-2771**
 or email **darcyzee@hotmail.com**

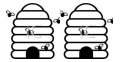
GREAT RATES!

www.sewingmachinecleaningandrepairs-regina.ca

angela@gypsypsoulfabrics.ca
 306-421-3083
 Estevan, SK

Gypsy Soul Fabrics

invite us to your next retreat! We are mobile!



General Newsletter

October 2021
(edited for brevity)

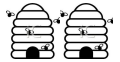
Are all of you looking forward to taking part in the many workshops, guild meetings and sewing group get togethers again? Many Provinces have not opened up yet for this to be possible but with the assortment of zoom workshops, webinars and lectures still being offered on line, we can still learn new things and enjoy the company of our fellow quilters. For those of you in areas that it is possible, please enjoy and share stories and laughter and send kind thoughts to those that do not have that opportunity yet.

- CQA/ACC Mystery Quilt project is now available for CQA/ACC members in the members only area of the website so if you have not joined CQA/ACC yet you will want to join now . Designer Ships & Violins.
- Quilt along's and projects, all of which are posted on our website. We are also sharing ideas and finished quilts on the Quilting in Canada Facebook page and the Canadian Quilters Association - Quilting Projects Facebook page. There is always something new and exciting going on at CQA/ACC new members are always welcome.
- Regional Representatives are still busy connecting with the guilds in their area and would love to make a presentation to your sewing group or guild to tell you more about how to get the most out of our website and what great events we have for you as members or non-members to participate in.

Stay safe, stay positive, keep on quilting and remember to call those quilting friends.

Linda Lake
Membership Director





Webinars 2021

Wonderful Wednesdays & Sewcial Saturdays

<https://canadianquilter.com/2021-webinars/>



Melissa Marginet is a Canadian Quiltmaker, Author, Teacher, and Quilt Pattern Designer.

Lecture November 10 at 7pm
Tickets on sale [here](#) on the CQA/ACC website. Then click on the ticket sale date.

What leads a quilter from the traditional path of piecing and appliqué to working with textiles in a whole new way, a way that has not been attempted before?



One Wild Ride with Mary Pal

Lecture is November 13, 2021 at 3pm
Tickets on sale [here](#) on the CQA/ACC website. Then click on the ticket sale date.



https://canadianquilter.com/wp-content/uploads/2021/07/Reaffirm_Challenge_dr2.pdf



https://canadianquilter.com/wp-content/uploads/2021/07/Rewire_Challenge_dr2.pdf

CORINNE OKADA TAKARA

<https://hiddenhistoriesjtown.org/personnel/corinne-okada-takara/>



Corinne Okada Takara is a local artist and arts educator with family roots in Hawaii and Tennessee. Her work is informed by her eleven childhood moves across the country and by anchoring summer visits to the Japanese side of her family on Maui. She fell in love with Japantown San Jose as a home away from home when she first started exploring it as a student in the early 1990's. Takara works with museums, libraries and after school programs to create art/technology workshops that celebrate culture and creativity to empower community voices in conversations centered on civic spaces, identity, and the future of technology. She has conducted many community pop-up workshops in Japantown over the years and enjoys exploring art as a way to connect neighborhoods. Her public collaborative work explores the use of modern day products to preserve cultural heritage and memory, and honors the colliding and merging stories that arise in rapidly shifting communities. By engaging in creative activities taking shape in public spaces, she believes we can share ideas that impact our world and increase our collective civic engagement.



https://www.youtube.com/watch?v=y0uz_4Rw_OE&list=PLXsBpWjk3xVCTzucHkrU3ly5NlLa7mW3f&index=7

Green and Gather: Growing
Communities with BioQuilts,
Corinne Okada Takara



<https://nestmakerspace.weebly.com>



Who's who in Justin Trudeau's 2021 cabinet

<https://www.cbc.ca/news/politics/federal-cabinet-list-2021-1.6225231?fbclid=IwAR3EkBeweYaZ8dFfzsbTi2tvf4DST1A5BrWqOSMFP-SqgSSxSHbwoOxvePM>

Chrystia Freeland : Deputy Prime Minister and Minister of Finance

Anita Anand: Minister of National Defence

Carolyn Bennett: Minister of Mental Health and Addictions and Associate Minister of Health

Marie-Claude Bibeau: Minister of Agriculture and Agri-Food

Mona Fortier: President of the Treasury Board

Karina Gould: Minister of Families, Children and Social Development

Patty Hajdu: Minister of Indigenous Services and minister responsible for the Federal Economic Development Agency for Northern Ontario

Gudie Hutchings: Minister of Rural and Economic Development

Marci Ien: Minister for Women, Gender Equality and Youth

Helena Jaczek: Minister responsible for the Federal Economic Development Agency for Southern Ontario

Mélanie Joly: Minister of Foreign Affairs

Kamal Khera: Minister of Seniors

Diane Lebouthillier: Minister of National Revenue

Joyce Murray: Minister of Fisheries, Oceans and the Canadian Coast Guard

Mary Ng: Minister of International Trade, Export Promotion, Small Business and Economic Development

Ginette Petitpas Taylor: Minister of Official Languages and Minister responsible for the Atlantic Canada Opportunities Agency

Carla Qualtrough: Minister of Employment, Workforce Development and Disability Inclusion

Pascale St-Onge: Minister of Sport and Minister responsible for the Economic Development Agency of Canada for Quebec

Filomena Tassi: Minister of Public Services and Procurement

Inspiration



<https://zentangle.com/>



Zentangles are miniature pieces of unplanned, abstract, black and white art created through a very specific Method from an ensemble of simple, structured patterns called tangles on a 3.5-inch (89 mm) square paper tile. Zentangles are not only exquisitely beautiful, they are fun and relaxing to create. <https://tanglepatterns.com/zentangles>



ZENTANGLE AND QUILTING?

Using Zentangle Patterns in Your Quilt Designs

https://www.nationalquilterscircle.com/video/using-zentangle-patterns-quilt-designs-011721/?utm_source=newsletter&utm_medium=email&utm_campaign=a6198&vsoid=A6189



DOODLE AND QUILTING?

Doodle Patterns and Quilting

https://www.nationalquilterscircle.com/video/doodle-patterns-and-quilting-003695/?utm_source=newsletter&utm_medium=email&utm_campaign=a6198&vsoid=A6189

Traditional Japanese Quilting

AQS**blog**.com

Japanese Color & Form

<http://www.aqsblog.com/japanese-color-form>


Shannon
Brinkley
STUDIO

An Introduction Japanese Yosegire Quilt-Making

<https://shannon-brinkley.com/blogs/shannon-brinkley-studio-1/yosegire>



© rugrabbit



Boro is essentially the practice of using a simple running stitch (a sashiko stitch) to reinforce a textile item using spare or would-be-discarded scraps of fabric. It is a practice that grew out of necessity in medieval Japan, and has evolved, four centuries later, into a distinctively gorgeous textile artform. Like sashiko



<https://indigoniche.com/2018/08/30/boro-stitching-introduction-history/>



Signups for the MQG Mini Swap are Open!

Join the 6th annual MQG-wide swap!

https://www.themodernquiltguild.com/swaps?mc_cid=e0dc439efe&mc_eid=d8eb0ea679



SASKATCHEWAN CRAFT COUNCIL

Touch the Conversation

Grace Han

Exhibition Dates:

September 4, 2021 - November 13, 2021



Chitter Chatter Fabrics

*Quality Quilting Cottons
and Notions*

- Quick turnaround for online orders
- Free shipping on all Canadian orders \$75 before taxes

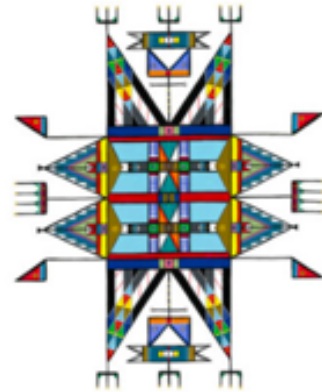
www.chitterchatterfabrics.com

6070 Beatty Road
Abbotsford BC
604-856-0420



REGINA PARAMEDICS

<https://ca.movember.com/team/2234218>



Treaty 4 Artist Adding to Indigenous Visual Identity at Saskatchewan Polytechnic

<https://alumni.saskpolytech.ca/impact/news/indigenous-visual-identity-at-sask-polytech?srctid=1&erid=703353&trid=271e3ecc-8454-4623-92d2-c1509e2a808a>



Ask the Sleep Doc

<https://healthiersleepmag.com/ask-the-sleep-doc-6/>

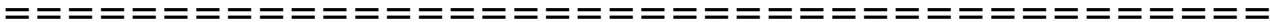
Sleep is such an everyday (or every night!) activity that we can overlook just how complex a psychological process it is.

CLASSIFIED
Ads

Hi
My name is Barb.
I'm looking for someone to make me a memory quilt out of baby clothes for my daughter. She's 27 years old and has always wanted a quilt made from her baby clothes.
Would like it to be big enough to fit a double bed. So, about 54" inches wide and 75" long.
Would like someone in Regina if possible. If someone is interested I can show pics of what I like and can discuss other details.

Thank you

Contact info:
Barbara Nuttall
cell# 306 596 1676
email: b.nuttall58@ hotmail.com



INSPIRING LEADERSHIP FORUM
Happy on Purpose

COLETTE CARLSON JENN HARPER SERENA RYDER

MARCH 2, 2022
IN-PERSON AND ONLINE

University of Regina PRESENTED BY TD

Get your tickets and support new students!
Individual tickets for the in-person event are \$325 and include three live keynote presentations, breakfast, lunch, breaks, exclusive networking opportunities with friends, colleagues and fellow participants, and entry into exciting prize draws.

Individual tickets for the online event are \$75 and include access to our virtual event platform that will live-stream the three keynote presentations and offer opportunities for virtual one-to-one or group networking, interactive chat, contests and special online video content.



Prairie Piecemakers Quilters' Guild Regular Monthly Meeting – September 7, 2021

Zoom Virtual Meeting due to COVID-19 Gathering Restrictions

1. Call to Order

The meeting was called to order by Pres Sharon at 7:10pm.

2. Minutes of Last Meeting

The minutes of the May 4th meeting were approved.

3. Program – Leanne Clifford

- Leanne gave a demonstration of her hand dyed fabrics and how she uses them in both traditional and non-traditional quilts.
- She will be instructing a workshop on dyeing fabric at the Neil Balkwill on Sept 18th.
- Leanne currently has a display of her art at the Neil Balkwill Centre.

4. Introduction of Board Members

Sharon introduced the Current Board members.

5. Mystery Quilt – Tannis and Bonnie

- This quilt was designed by Tannis with all the blocks being traditional but will be assembled in a modern way.
- Instructions are in the Sep Newsletter but the templates must be printed at actual size or 100% as the Newsletter prints them at 97%.
- Bonnie demonstrated the Sep blocks (Drunkard's Path) which she has arranged with colours in light, medium and dark fabrics.

6. 50/50

- When the 50/50 resumes, members are asked to bring exact change.

7. Workshops – Heather

- Masks are mandatory at all workshops.
- Sep 18 – Fabric Dyeing is full.
- Oct 23 – Lori will be teaching Paperless Paperpiecing at the SK Abilities. Availability of the venue won't be known until Oct 1. You can choose your own pattern or use one that Lori will have available.

8. 2022 Quilt Show – Tannis

- The show will be held on May 6 + 7th at the Callie Curling Club.
- Previous categories with large numbers of entries will be changed to reduce the size of the category.
- Tannis asked members that are interested in serving on this committee to contact her. Meetings are planned via Zoom until closer to the Show date.
- Demos at the show will include new idea/ techniques. An area will be available for beginners to learn to quilt. Any member that would like to demo a skill/technique is asked to contact Tannis.

9. Retreats – Shannon

- The Oct retreat at Dallas Valley is full but anyone wishing to place their name on a wait list can contact Shannon or Jacquie.

- SHA protocols for COVID-19 will be in place during the 4 days.

10. Program – Linda

- Oct – Jeanette Zimmer will present a trunk show of her quilts.
- Nov via Zoom – Kim Caskey (Alberta) will present a tour of the Tokyo International Quilt Festival.
- Jan via Zoom - Bridget O'Flaherty (Ont) will present on thread painting.
- Feb via Zoom – Janet Baker will present on various ways of using flying geese.

11. Library – Bonnie

- There are many donated quilting art books/ magazines that are free for the members to take.
- Members can borrow up to 3 books for 1 month.

12. Newsletter – Deena

- The Newsletter on the website will have the full version but will be abbreviated in the printed version at the meetings.
- Members that are making the Mystery quilt and want the printed instructions can contact Deena through the Guild email and she will print these for them.

13. Website – Jymmi Kaye

- Betty's assistance with Facebook is much appreciated.
- The website will promote Connecting Threads with their donation of comfort quilts and other items through pictures.
- Jymmi Kaye requested the members submit "quilting stories" for the Blog. She is willing to assist with writing their stories.
- An iPad is set up tonight via Zoom with Jacquie to determine if this is another option for members that are unable to attend meetings in person but wish to view the meetings. This will be evaluated by the Executive.

14. UFO's – Renee

- Members have until Oct 25th to sign up for this. Members can send an email to the Guild and it will be forwarded to Renee. Teams will be announced at the Nov Zoom meeting.

15. Membership - Cheryl

- 6 new members have joined the Guild this year.
- 49 members, 2 guests and 1 member on Zoom were present at the meeting.

16. Door Prizes – Sharon

- Door prizes were won by Mary B and Judy M.

17. Adjournment

The meeting was adjourned at 8:23pm.

Prairie Piecemaker's Quilter's Guild General Membership Meeting Time: November 2, 2021 07:00 PM

General Membership Meeting Agenda

Call to order	Sharon G
Introduction of Program	Linda B
• program	
Break -15 mins	
• breakout rooms	
Approval of September minutes	Sharon G
Upcoming workshops	Aline M
Upcoming program	Linda B
Temperature Quilt update	Jymmi Kaye D
Retreat	Shannon B/Jacquie B
UFOs	Renee B
Membership	Cheryl A.
Show and share	Everyone
Door prize	Sharon G
Adjourn meeting	Sharon G

Next meeting - December 07

The Guild December party is coming together!



Watch for the email update.

Advertising Information

The Prairie Piecemakers Quilters' Guild is entering its 28th year as an incorporated organization, serving quilters, promoting the quilting arts and supporting the development of quilting in Regina. Your advertisement is an effective way to reach a local and a broader audience of quilters:

Local audience: the Prairie Piecemakers Quilters' Guild publishes 10 newsletters each year, monthly from September through June. The newsletter is distributed to all Guild members (currently 128 members and growing).

Extended audience: advertisers in the newsletter are recognized on the Guild website (www.prairiepiecemaker.com) with a link to their website and/or contact information.

Each newsletter is posted on the Guild website and remains available for public download through the newsletter archive.

Timelines:

Advertisers should send their advertisement copy to the editor of the guild newsletter two weeks before the end of the month prior to the next issue of the newsletter. Please see the Guild website for our Advertising Guidelines.

Contact:

Inside the Guild Newsletter Editor
Prairie Piecemakers Quilters' Guild
Box 33043, Cathedral P.O.
Regina, SK S4T 7X2
Telephone: 306-584-9509
Email: newsletterppm@gmail.com
Website: www.prairiepiecemaker.com

Want to join the Guild?

Visitors and new members at all levels of quilting are welcome.

Guild membership consists of quilters of varying ages and abilities who share a great appreciation for the art of quilting and the fabric used to piece the quilts together:

- The membership year runs from July 1 to June 30 of the following year.
- New members are welcome at any time during the quilting season.

The Guild is a member of the Canadian Quilters' Association.

Please contact us by email at ppmqguild@gmail.com, through the website, or directly to a Membership Committee member (pg. 2).

Inside the Guild

Commercial Advertising Rates

Single Issue Rate			Full Year
Category	Size	Rate	Rate
Full page	7.5" x 10"	\$50.00	\$250.00
Half page (horizontal)	7.5" x 5"	\$25.00	\$125.00
Half page (vertical)	10" x 3.75"	\$25.00	\$125.00
Quarter page	3.75" x 5"	\$16.00	\$80.00
Business card	3.75" x 2.5"	\$8.00	\$40.00

Non-Commercial Classified Advertising Rates

Advertisements must be sewing, quilting, or fibre art related. 1/4-page and 1/2-page advertisements, containing a photo, a graphic, or an image are to be in .pdf, MSWord, or .jpeg format (ready for insertion) and sent to newsletterppm@gmail.com. Include your complete contact information.

Please make your cheque payable, in the correct amount, to PPQG and forward it to Prairie Piecemakers Quilters' Guild, Box 33043, Cathedral PO, Regina, SK. S4T 7X2.

Advertisement Sizes	Guild Member	Non-Guild Member
	Per issue	Per issue
Classified Ads of 50 words or less - no photo, graphics, or images	FREE maximum insertion 3 months	\$8.00
1/4 page	\$5.00	\$16.00
1/2 page	\$10.00	\$25.00

Except where noted, all graphics and photographs are from Google Images.

Privacy of Information: As a public organization, the Prairie Piece Makers Quilters' Guild, Inc. (PPQG) is compelled to abide by the Canadian rules applying to the Privacy of Information. We cannot share information about members without this consent. The personal information collected consists of name, address, telephone number, and email address and is used to contact members for Guild business. As the Guild's membership form does not specifically ask members if they will allow their names to be published in the newsletter, the newsletter will not publish full names, excepting for the executive and committee chairpersons, who have signed disclaimer forms for the editor or when expressed permission is provided. When submitting articles for the *Inside the Guild* newsletter, please state as to whether you will allow your full name to be published in the newsletter print format, available at Guild meetings and the online copy published on the Guild's website. *Thank you.*