

Prairie Piecemakers Quilters' Guild

Inside the Guild

Website: www.prairiepiecemaker.com

MARCH
Issue 2022-03



<https://quiltalliance.org/nationalquiltingday/>



Guild Officers and Directors

President: Sharon G

Vice President: Tannis F

Secretary: Beth H

Treasurer: Marlene SC

Guild Committees with Directors*

Library Committee:

Bonnie R* (Pat P, Mary O, Linda W, Debbie W)

Newsletter/Advertising:

newsletterppm@gmail.com Deena A*

Proofreading: Frances L & Mary F

Program Committee:

Linda B*

Website/Promotions Committee:

Jymmi Kaye D ppmguild@gmail.com

Workshop Committee:

Aline M*

Membership Committee:

Cheryl A* & Lynne R

Guild Committees

Meeting Dates 2020-2021

September 7, 2021

*October 5, 2021

*November 2, 2021

*December 7, 2021

*January 4, 2022

*February 1, 2022

*March 1, 2022

April 5, 2022

May 3, 2022

June 7, 2022

* ZOOM MEETINGS

50/50 Draw Committee:

Sheree S; Betty U

Retreats:

Shannon B* Jacquie B.

UFO's:

Renee B

Connecting Threads:

Marlene SC

Facebook Page: Jymmi Kaye D

DISCLAIMER

Information contained herein regarding any specific person, commercial product, or service by trade name, trademark, manufacturer, or otherwise, does not constitute or imply its endorsement, recommendation, or favouring by Prairie Piecemakers Quilters' Guild or it's directors.

Want to join the Guild? Information on last page.

Good Shepherd Lutheran Church 3825 Hillsdale Street Regina SK S4S 3Y5

Monthly Meetings

First Tuesday of month:

ZOOM OCT, NOV, DEC, JAN, FEB, MAR, 7 to 9 pm

Monthly Meetings

First Tuesday of month:

Sept to June, 7 to 9 pm

Website: www.prairiepiecemaker.com

Facebook: Prairie Piecemaker Quilters' Guild

Newsletter: newsletterppm@gmail.com

Email: ppmguild@gmail.com

Copyright: Prairie Piecemakers Quilters' Guild Inc.

Prairie Piecemakers Quilters' Guild

Box 33043, Cathedral P.O.

Regina, SK S4T 7X2





well hello, march

As spring approaches so does renewed hope. Hope that we're seeing an end to the pandemic. Hope that we can soon get together. Since we had scheduled a zoom presenter for March, we of course are sticking with that. But there's a possibility that we might be able to meet in person in April. The decision of course, is up to the board. When we decide, we'll post it on the website. And know that if the Government of Saskatchewan public health guidelines change again, we will adhere to those changes.



Let me just say, that talking about what's going to happen in April on March 1 feels weird. But right now, it's a big topic of conversation. The vaccine mandates ended two weeks ago, and the masking rules ended just today. But know that when we are able to meet in person, be it April, or whenever, I do think we need to keep thinking about sanitizing our hands, keeping our distance, and I think wearing masks is still a very good idea.



So, as we head into this brave new world, let's not forget what we've been through in the past two years and tread very carefully. We will update you on the status of the April meeting as soon as the board has decided. Watch for it on the website as well in your emails.



Sharon G



Henley Square Plaza
395 Ontario St,
St Catharines, ON
UpYurQuilt@gmail.com

NOW OPEN

Tues, Thur & Fri
8am-4pm
Wed 8am-6pm
Sat 8am-12pm
Sun/Mon closed
289-362-1443
www.UpYurQuilt.ca

Sew & Sews

117 Main Street, Carlyle SK
Phone: 306-453-2562

New Year, New Stock!

www.sasksewandsews.com

Big City Selection, Small Town Service!



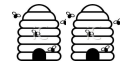
www.facebook.com/carlylesewandsews

Open: Monday to Friday 10 to 5

angela@gypsypsoulfabrics.ca
306-421-3083
Estevan, SK

Gypsy Soul Fabrics

invite us to your next retreat! We are mobile!!



CALL FOR NOMINATIONS Executive & Committee

All nominations should be received no later than **March 24** so that we can announce the nominees to the members at the April meeting. We will hold the elections during our May meeting.

I can also tell you this is a great group of people to work with, it doesn't take too much time and it's fun.

Won't you please consider joining our small but mighty group? If you think you might be interested, please email Sharon G at ppmqguild@gmail.com stating your name, and the position that interests you.

Sharon G

The following Executive Director positions are now open for nominations:

Title	Term ends
President	2023
Vice-President	2023
Treasurer	2023
Secretary	2023
Membership	2023
Program	2023
Librarian	2023
Workshop	2023
Publicity /Website	2023
Newsletter	2023

In addition to the Executive Director roles, we are also looking for Committee Chairs:

Title	Term ends
50/50	2023
Nominations	2023
Retreats	2023
Connecting Threads	2023
UFO	2023

Below is an outline of the role and responsibilities of Executive members and the skills and knowledge

1. General Board Responsibilities

- ensure ethical conduct of the organization
- ensure financial responsibility and viability of the organization
- maintain overall stewardship and governance of the organization

2. Responsibilities of Executive Members

- attend Director meetings
- attend other meetings as required
- complete tasks as required from minutes of meetings and other committee tasks

3. Time Commitment (Directors)

- monthly Director meetings
- at least 5 - 10 hours per month depending on other roles

Each nomination

- may be submitted in writing – letter, email, text
- may be submitted by phone call – we call you or you call us!

Should you have any questions regarding the PPQG Executive and Chair nomination of individuals, please feel free to contact any member of the executive. Thanks for your diligent attention to this important matter for our organization.

Cindy-Rella's Sewing and Quilting




events at www.SewCindy-rella.com

We are an Authorized Bernina, Brother,
Babylock and Handquilter
dealer and repair centre



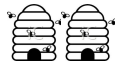
Sign up for classes at:
www.SewCindy-rella.com



1230 St John Street
Regina, SK
(306) 585-2227



Shop precuts at:
www.PrecutStash.com

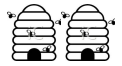


Featured Speaker

Tara Evans



Tara Evans' quilting journey started much like a lot of people's; sewing for the babies in her life. In 2018 she started Taralee Quiltery after creating her first pattern, Prairie Sky. Her style is bold, modern and retro. She loves rethinking quilt design and breaking tradition. She also enjoys dyeing fabric with snow and hand guided longarming.



Featured Speaker



Gladys Oleksyn

Gladys Oleksyn is our April presenter. Gladys is a retired elementary and Home Economics teacher from rural Saskatchewan who is now living in Regina. She started quilting seriously in the early 90's when she became an empty nester and had more time on her hands.

After starting quilting, she has expanded her quilting ideas through taking classes as well as attending Stitches Conference in Humboldt, a Quilt

Canada Conference, and her real highlights were attending Quilt Con in Nashville, Tenn. (2019) and Austin, TX (2020) plus taking virtual Quilt Con classes in 2021.

Gladys has been working her way through her stash of fabric and has created some wonderful quilts with her own design twist.

She is a member of the Regina and District Modern Quilt Guild.

AND

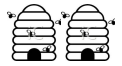
FOOD GLORIOUS FOOD REVEAL

The Guild Challenge - Glorious Food

Create a small quilt (16" x 18") with reference to food appropriate for one of the four seasons of the year. These quilts can be pieced blocks, appliqué, abstract, scenic landscape, whimsical or artistic. What ever technique and style you want. You may even want to do your "comfort food" that was relied upon during the past year that would cover all 4 seasons! Or illustrate some of your newly discovered recipes since Covid started. Use your imagination to create something tasty or didn't turn out quite the quite the way you wanted!

A quilter can create up to **four** quilt pieces but only **one** for each season. The deadline will be April 5, 2022 when you will display your quilt at the April meeting.

Quilted pieces can be entered into the Guild Quilt Show in May 2022.



Kawandi Quilting Workshop



Saturday, March 26th
9:00 to 4:00 pm
Neil Balkwill Arts Civic Centre
Fee: \$35.00

Registration date by: March 11th
Class Size: 10 – 14 participants



Optional to go out for lunch or bring your own lunch. Lunch from 12-1pm.
This workshop is meant to be a social time with a lot of chat during our time together.



Kawandi

The traditional Kawandi is a hand-stitched quilt, made by the The Siddis of East Africa descent and living in India. Their quilts are distinctive in their use of color and the technique used in which patches of repurposed clothing are placed over a cotton sari foundation and hand stitched with a running stitch. This technique is more like applique than sewing the pieces together.

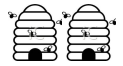
Description

For this workshop we are going to make a Kawandi placemat. With only fabric, thread/floss, scissors, needles and a thimble, you will use a running stitch to create a unique pieces of functional art.

No sewing machine required.

Supply List

- 1 fat quarter fabric for backing
- Piece of batting that is half inch smaller than the width and length of the backing material
- 10 to 12 pieces of various colored fabrics approximately 7 x 7 inches each
- Hand quilting needle (larger the eye the easier it will be to thread)
- 12 weight thread or embroidery floss (I will bring some spools of floss that they may want to use)
- Scissors
- Straight Pins
- Needle threader
- Thimble (optional)
- Notebook/ paper
- Pen/Pencil



Mystery Quilt Workshop

Saturday, April 9th

Instructor: Tannis F

Location: Neil Balkwill Arts Civic Centre

Fee: \$35.00

Registration date: Friday, April 1st



Workshop Payment

To register, pay the workshop fee by the workshop deadline date and send an e-transfer to ppmgtreasurer@gmail.com or by cheque to Marlene Smith-Collins, 168 Birchwood Crescent, Regina SK S4S 5N4, If paying by cheque, please email ppmgtreasurer@gmail.com to let us know to keep your spot.


If you are unable to attend a workshop, please notify a member of the Workshop Committee. You will find Workshop Lead contact information on the page 2 of this newsletter.

You are responsible to find a replacement that can pay the Workshop fee and take your place. The Guild does not refund the registration fee when you are unable to attend, nor provide a credit for a future workshop. If the Guild cancels the Workshop, registration will be reimbursed.

If there is a waiting list for the workshop, the Workshop Committee will share the names on the waiting list for you to contact.

Some of our workshops rely on a certain number of participants to cover the expenses. We are trying to keep the costs, as reasonable as possible.

The Guild abides by provincial health regulations, as well as the regulations set by the facility we are renting. As such we may need to cancel face to face meetings. Masks are recommended. If you have health concerns please do consider wearing a mask to protect yourself and others.



Northgate Sewing Centre



Peachtree Quilt Shop

140 ALBERT ST. REGINA, SK S4R 2N2

Trade-in Bonanza

PRICED TO CLEAR

AMBITION 620

CREATIVE 1.5

625E SEWIST

AMBITION 2.0

EXPRESSION 4.2

AMBITION ESSENTIAL

EXPRESSION 4.0


COVERLOCK 3.0

March Mystery Quilt Blocks

Checkerboard, Blocks and Half Square Triangles

When you have finished March's Mystery blocks, you will have a total of **8 blocks** of varying sizes using Colours 1, 2 and 4

Figure 1: Checkerboard – Make 2 - 6 ½" x 12 ½"




Needed: **Colour 1**
 Colour 2

Cutting: From **Colour 2**, cut 10 - 2 ½" squares
 From **Colour 1**: cut 10 - 2 ½" squares
 cut 4 - 1 ½" x 4 ½" rectangles
 cut 4 - 1 ½" x 12 ½" strips

Sewing: Sew each Colour 2 square to a Colour 1 square. Press seam towards darker colour. Arrange the new blocks in a checkerboard pattern as shown in Figure 1. Make 2. Nest seams and sew.
 To the short of end of these new blocks sew the 1 ½" x 4 ½" rectangles.
 To the long side of each of these two blocks sew the 1 ½" x 12 ½" strips.
 You now have **2 blocks 6 ½" x 12 ½"**.


Figure 2: "2-inch Blocks"—Make 3 - 6 ½" x 12 ½"



Needed: **Colour 1**
 Colour 2

- Cutting:** From **Colour 2**: cut 9 - 2 ½" squares
 From **Colour 1**: cut 6 - 2 ½" squares
 cut 6 - 1 ½" x 2 ½" rectangles
 cut 6 - 2 ½" x 12 ½" strips
- Sewing:** Sew 3 strips using the 2 ½" squares, starting and ending with a Colour 2 square separated by a Colour 1 square.
 To each of the Colour 2 squares on the end of the strips, sew the 1 ½" x 2 ½" Colour 1.
 Finish the 3 blocks by sewing to each long side the 2 ½ x 12 ½ strips.
 You now have **3 blocks - 6 ½" x 12 ½"**.

Figure 3: "3-inch HST Colour 1 and 2"—Make 1 - 6 ½" Square



- Needed:** **Colour 1**
Colour 2
- Cutting:** From **Colour 2**, cut 1 - 4" square, cut diagonally once
 From **Colour 1**: cut 1 - 4" square, cut diagonally once
 cut 2 - 2 ½" x 6 ½" strips
- Sewing:** Make two squares with HST in your preferred method; trim each to 3 ½"square.
 Sew together as shown in Figure 3.
 To each of the long sides sew the 2 ½" x 6 ½" strips.
 You now have **1 block 6 ½" square**.

Figure 4, "3-inch HST, Colour 1, 2, and 4"—Make 1 - 6 ½" x 12 ½"



Needed: **Colour 1**
 Colour 2
 Colour 4

Cutting: From **Colour 2**, cut 2 - 4" square, cut diagonally once (you will have 1 triangle not used)
 From **Colour 4**, cut 2 - 4" square, cut diagonally once (you will have 1 triangle not used)
 From **Colour 1**: cut 1 - 4" square cut diagonally once
 cut 2 - 2 ½" x 12 ½" strips

Sewing:

Make 2 squares with HST in your preferred method **using** Colour 2 and Colour 4.
 Trim such that your squares are 3 ½" square.
 Make 1 square with HST in your preferred method **using** Colour 1 and Colour 2.
 Trim such that your square is 3 ½" square.
 Make 1 square with HST in your preferred method **using** Colour 1 and 4.
 Trim such that your square is 3 ½" square.
 Sew the 4 HST blocks together in a strip starting and ending with a Colour 1 triangle on each end as shown in Figure 4.
 To each of the long sides sew the 2 ½" x 12 ½" strips.
 You now have **1 block 6 ½" x 12 ½"**.

Figure 5: 3-inch HST, Colour 1, 2, and 4—Make 1 of 6 ½" x 18 ½"



Cutting: From **Colour 2** cut 2 - 4" squares, cut diagonally once
 From **Colour 4** cut 2 - 4" squares, cut diagonally once
 From **Colour 1** cut 2 - 4" square cut diagonally once
 cut 2 - 2 ½" x 18 ½" strips


Sewing:

Make 2 squares with HST in your preferred method **using** Colour 2 and Colour 4, trim to 3 ½" square.
 Make 2 squares with HST in your preferred method **using** Colour 1 and Colour 2, trim to 3 ½" square.
 Make 2 squares with HST in your preferred method **using** Colour 1 and colour 4, trim to 3 ½" square.
 Sew the HST squares in a strip as shown in Figure 5 starting and ending with a Colour 1 HST.

To each of the long sides sew the 2 ½" x 18 ½" strips.

You now have **1 block 6 ½" x 18 ½"**.

as of February 25, 2022



207 Points

C

Renee
Joan G
Cindy
Jymmi Kaye



188 Points

B

Jacque
Cheryl
Joanne
Sharon



Renee B



43 Points

A

Carol G
Robin
Shannon
Beth



**Innovative
Quilting**

Computerized Longarm Quilting

*Specializing in "Edge to Edge" Quilting
Thousands of Patterns to select from*



Offering:

large selection of wide fabric: Cotton, Flannel, & Fireside
50/50 Cotton-Bamboo & 100% Arctic Cotton Batting
Plus .

We also sell regular fabric, notions, patterns and more..

Open 9 to 5 Mon-Friday & most Saturdays (call ahead)

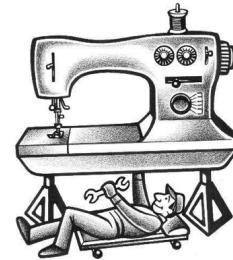
76 Halifax Ave
Melville, SK

Phone: 306 760-1573 or 306 728-8199 cell
innovativequilting@sasktel.net

"IT'S NOT A QUILT UNTIL IT'S QUILTED"

**TREAT YOUR SEWING MACHINE
TO A SPA!**


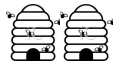
Is your sewing machine telling you
it's apa time?



Call or text Darcy in Regina
306-501-2771
or email darcyzee@hotmail.com

GREAT RATES!

www.sewingmachinecleaningandrepairs-regina.ca



Marlene SC

Connecting Threads



PLEASE NOTE

Raffle tickets for quilt are now available at Connecting Threads. This is a major fund raiser for the group and unless we have the funds, we cannot purchase the batting and flannelette for our donation quilts. You can pick up a book (or 2 or 3) at Connecting Threads any Thur from Beth, Darlene or me. The draw will be made at the May Quilt Show. The quilt was designed by Tannis, sewn by Heather and quilted by Lois Gagnon. (see page 25)

Hello,

The Government of Saskatchewan announced earlier this month that the remaining public health orders requiring masking in indoor public spaces and the mandatory five-day isolation for individuals with positive COVID-19 tests remain in effect until the end of day, February 27.

All public health orders in Saskatchewan will be removed as of February 28, 2022.

While masks will no longer be required, the City of Regina is continuing to encourage people to wear a mask as we navigate through this transition. Individuals are welcome to choose whether to wear a mask based on their individual comfort level and personal preference.

To help ensure everyone's safety we will continue to practice increased sanitization of high contact surfaces, as well as maintaining safe distancing whenever possible.

Let me know if you have any questions.

Tim Domoslai, MFA

(pronouns: he/him/his)

Centre Administrator – Neil Balkwill Civic Arts Centre
Parks, Recreation & Cultural Services

(p) 306.777.7036 (f) 306.777.6839

tdomosla@regina.ca

Regina.ca

Treaty 4 Territory and homeland of the Métis.

Jymmi Kaye and the Temperature Quilt Challenge

2021's extreme weather is being reflected in a creative way by a Regina quilting guild



<https://www.cbc.ca/player/play/2001237571786>

A group of quilters in Regina are using fabric to record the weather and they challenged themselves to make something unique. It's called a temperature quilt and, with one of the warmest years on record, the results are striking. The temperature quilts record the daily high and low for a month or a year.

Great publicity for the guild! Well done.

Home of Michele's Long Arm Quilting
OVER 8000 BOLTS OF FABRIC
Notions, Patterns & More

253 Front Street, Duck Lake,
Sask.

Email: mamquilts@sasktel.net

Website: mamisquilts.com

306-467-4453

Classes and Retreats

Book a Private Retreat



MaMi's
Country
Quilts



baby lock

Store Hours: Monday - Saturday
9am - 6pm

Michele is also a Certified
Instructor for Judy Niemeyer
Quilting

Now Order Online

mamisquilts.com

St. Patrick's Day

Wednesday, March 17

"May the road rise up to meet you.

May the wind always be at your back.

May the sun shine warm upon your face, and rains fall soft upon your fields.

And until we meet again, May God hold you in the palm of His hand."

<https://emerald-heritage.com/blog/2017/9-irish-blessings-we-love>

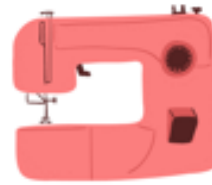
Sew Materialistic



We are the only fabric store in Northeast Saskatchewan!

Over 2000 bolts of quilting cotton!

We carry all your sewing needs, including:



- Wide back cotton and flannel
- Gutterman, Aurifil, and Mettler thread
- Woolly Nylon and Regular Serger Cones
- Cotton and polyester batting
- Pillow stuffing and forms
- Creative Grid Rulers
- and more!

We are located in Nipawin, SK!

**We are open Monday to Saturday,
9:00 AM to 5:00 PM**



**BRODERICK
GARDEN CENTRE**
FABRIC | CRAFTS

**Bring this ad in for
10% off your purchase,
minimum \$50 purchase**

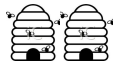
* Quilting Cotton by Moda; Northcott; Art Gallery; Free Spirit; FIGO; Kona; Ruby Star Society, etc

* Designers: Tula Pink, Tim Holtz, Alison Glass, V and Co., Natural Born Quilter, Guicy Guice, Libs Elliott, Basic Grey, Gingiber, etc.

* We carry an extensive line of patterns, Quilters Select and Creative Grids rulers and templates, Aurifil Thread.

* Bag making supplies: Cork, Canvas, hardware from Emmaline Bags and Sallie Tomato,

www.broderickgardens.ca 420 Saskatchewan Ave E Outlook SK 306.867.8999



General Newsletter

February 2022

We are half way through February already! Wow, hard to believe. Hope all your quilting projects are keeping you busy. Spring can't be far off, can it? If you are running out of quilting projects to do why not consider some of the CQA/ACC activities to keep you busy.

- Check out the new additions to Quilt Canada 2022 information. The conference is a go and the workshop and lecture descriptions are up on the website now!
- Buy a TrendTex Challenge kit, or enter your finished quilt.
- Mentor a young quilter and help them enter the 2022 JN Harper Youth Challenge.
- Finish up one one (or more!) of the 2022 Quilt Challenges and enter them online.
- Join the new Quilt Along for 2022.
- Volunteer for a Board or Regional Representative position that are advertised in the Noticeboard.
-

As always, we look forward to your feedback. Please let us know if you have any suggestions,

Carole McCarville
CQA/ACC Executive Director

Chitter Chatter Fabrics

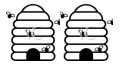
QUALITY QUILTING FABRICS AND
NOTIONS

6070 Beatty Road, Abbotsford, BC
Tuesday - Saturday 9-5

In-Store and Online Shopping
Quick Order Fulfillment
Great Shipping Rates

Visit us at:
www.chitterchatterfabrics.com
604-856-0420





WONDERFUL NEWS ...



CANADIAN
Quilters
Courtepointières
CANADIENNES

<https://canadianquilter.com/>

National Juried Show Winners!

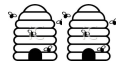
Traditional – Wall and Bed Quilts

Third Place – Sponsored by The Grace Company Canada
Rhombus Rules by Tannis Fahlman



Tannis' eye-catching quilt has been chosen to advertise
CQA Quilt Canada 2022.

CONGRATULATIONS!



Bonnie R Pat P, Mary O, Linda W

Quilters Haven

422 Main Street North
Moose Jaw S6H 3K2

306-693-8523

email: quiltershaveninc@sasktel.net

website: quiltershaveninc.ca

If you LIKE us on FACEBOOK you can keep up to date with all the current happenings in our shop. Heather, Arlyce & Staff at Quilters Haven

TERRY WHITMAN

Custom Longarm Quilter

1-304-634-4603

Box 1586, Estevan SK S4A 2L7
gary.whitman@sasktel.net



Loreen's Longarm Quilting Services

Loreen Yanko Owner
loreenyanko@gmail.com

95 Dale Cres
Regina, Saskatchewan S4N 5J6

306 761-0841

Colleen's Quilting

Longarm Quilting Service

Colleen Matheson 290 Qu'Appelle Drive West
mathesonc@sasktel.net Lumsden, Saskatchewan

306 731-3603

SoG 3Co

APQS Millennium

Pause



Regina District Modern Quilt Guild (RDMQG)

affiliated with



[https://
www.themodernquiltgui
d.com/get-involved](https://www.themodernquiltguild.com/get-involved)

Quilting is so much more than sewing scraps of fabric together to create pieces of art which are beautiful and practical.

Quilts are as different and original as the individuals who construct the patchwork. Ideas, patterns, fabrics: yardage or scraps, life with family, friends, work, play, travel...all inspire and excite creative minds and hands.

RDMQG is excitedly waiting for our March meeting and the return of our members who attended QuiltCon in Phoenix in February. We are looking forward to new ideas and inspiration and travel experiences beyond the grocery store. We will have new challenges and plans in March and April.

We are looking forward to the Quilt Show in May.

Happy stitching...today's modern may be a future heirloom.

Ruth B



NO QUILT QUILTING

Professional Longarm Quilters

Moose Jaw, SK

All our prices are very competitive.

We offer basting to extreme custom work. We offer it all!

With no training session involved, you can just walk in and start to load your quilt.

You can also have us pre-load your quilt for a small charge.

During a one-on-one session of no less than 4 hours, you may choose from many threads, and a large variety of edge to edge designs

- a creation that's all your own.

If you have ever wanted to experience quilting your own quilt on a computerized machine with thousands of edge to edge designs to choose from, we have a plan for you!

We're offering our computerized Gammill Statter longarm machine in a great deal.

This will be a no sweat, and no stress experience

Of course, we still offer quilting for those who want to continue to have us quilt for you.

We also have a large selection of battings, including wide, black, wool/cotton blend, bamboo, 100% natural cotton, 100% cotton bleached white, 80/20 cotton poly, the last 2 being available in Hobbs, and Arctic.

With the lowest prices around, don't hesitate to give us a call to book your spot!

You can call Colleen at 306-631-5303.

Please don't hesitate to call us for any of your longarm needs.



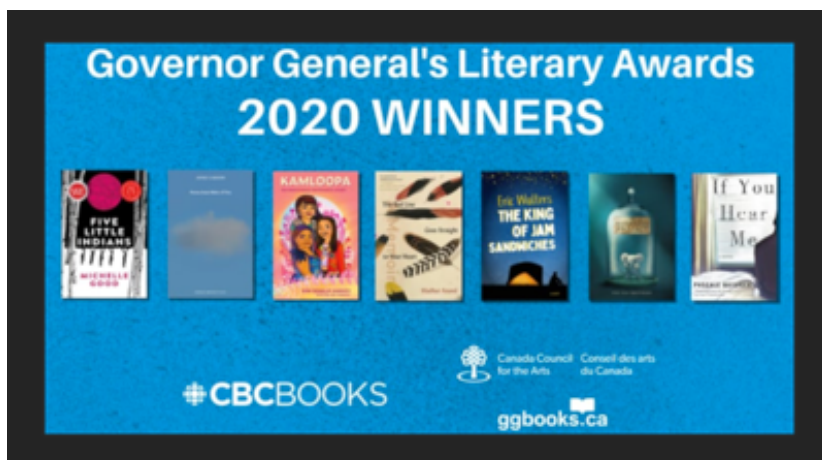
Michelle Good

<https://www.michellegood.ca/>

Michelle Good is of Cree ancestry, a descendent of the Battle River Cree and a member of the Red Pheasant Cree Nation. She has worked with indigenous organizations since she was a teenager and at forty decided to approach that work in a different way obtaining her law degree from UBC at 43. She has practiced law in the public and private sector since then, primarily advocating for Residential School Survivors.



She graduated from UBC with a Master of Fine Arts Degree in Creative Writing MFA in 2014 where her novel Five Little Indians first started taking shape. Her poetry, and short stories have appeared in a number of publications. Her first novel, Five Little Indians won the HarperCollins/UBC Best New Fiction Prize and her poetry has been included in Best Canadian Poetry in Canada 2017. Michelle is currently working on her second novel.



The Quilt Show Guild Challenge 2022 – Guidelines



Lasting Imprint

Small Quilt

The guild challenge is using the theme *Lasting Imprint*.

Make a small quilt that expresses something that has left a lasting imprint on you.

Awards

- Best Theme
- Best Use of Colour
- Best Use of Thread
- Best Use of Applique
- Best Free Motion Quilting

Second Story Quilting

Widebacks and Quilters Dream Batting



Fit For a Queen by Westrade

Wide range of colors ~ Cotton and Flannel -110"x108"

Quilter's Dream Batting

Cotton, Poly and Orient - King cuts (122"x108")

Christa Marcotte

Box 33

Torquay Saskatchewan S0C 2L0

Call or Text 306-421-7056

Email: acmarcotte@sasktel.net

Website: www.secondstoryquilting.ca

Blog: www.secondstoryquilting.blogspot.com

Pictures of colors can be texted or emailed.



TINY STITCH QUILT SHOP INC.

24 - 810 CENTENNIAL BLVD
WARMAN, SK S0K 4S1
(306) 384 7858
TINYSTITCHQUILTSHOP@GMAIL.COM

SHOP ONLINE:
WWW.TINYSTITCHQUILTSHOP.COM





SPONSORSHIP OPPORTUNITY



**May 6-7, 2022
Regina, SK**

The Regina Prairie Piecemakers Quilters’ Guild is celebrating thirty years of quilting friendship, learning, and sharing of ideas which have left a lasting imprint on many quilters in Regina and surrounding area. Our members and many other accomplished quilters will be displaying their creative work at the *Lasting Imprint Quilt Show* on May 6-7, 2022 at the Caledonian Curling Club, 2225 Sandra Schmirler Way, Regina SK. We are inviting you to participate as a sponsor and be acknowledged at the quilt show

- ___ Platinum Sponsor \$500 or greater
- ___ Gold Sponsor \$200 - \$500
- ___ Silver Sponsor \$100- \$200
- ___ Bronze Sponsor Less than \$100
- ___ Awards Sponsor \$100 Do you have a preferred category? _____

Contact: _____

Phone Number(s) _____ Email _____

SEND PAYMENT: Prairie Piecemakers Quilters’ Guild, “Lasting Imprint Quilt Show” Box 33043, Cathedral P.O., Regina SK S4T 7X2

E-transfer – ppmgtreasurer@gmail.com

For more information, please contact us at ppmqguild@gmail.com



Guild Table

Sherill T.



What: An opportunity to sell your unused quilting fabrics and supplies so that you can turn them into cold hard cash and buy new quilting treasures! Well priced goods can net a significant payout. We will sell your items for a 20% commission that goes back to the Guild. We will also be accepting donations of items from Guild members as a Guild fundraiser.

Things that sell well: quilting fabrics or scraps priced for quick sale; patterns; quilt kits; magazines; quilting books; rulers; etc. All items went quickly at the last Quilt Show, especially books and magazines (no older than 10 years old please). Larger items that were priced for quick sale sold well too.

Where: Callie Curling Club, within the area of the Quilt Show, with a visible sign or banner.

When: The quilt show will be held Friday and Saturday May 6 & 7, 2022.

Item Drop off: Sherrill and her Committee will be at the Callie Curling Club on Thursday, May 5th, between 10 - 6 pm to check in your pre-marked items. If this time will not work for you, you can make other arrangements by calling or texting Sherrill @ (639) 915-0314. You will need to mark and record your own items so be prepared to take the time!! Please mark items in amounts of \$2 or higher. We will use the double tag approach again, plus record sheets with your vendor number and desired price on them. To make effective tags, simply sew a line of holes along the long side of an index card and cut your tags, marking on both your vendor number and your desired price. Contact

Sherrill to get your “vendor number” and the forms early so that you can do this at home.

Unsold Item Pick up: Saturday, May 7th - anytime after 6:00 pm. You will be given your sale amounts in envelopes, less the 20% Guild commission, at the June 2022 Guild meeting.

Things to Think About: if you are offering goods for sale, please consider volunteering for a shift at the Guild Table (it is fun anyway!). Don't be afraid to bring larger items – we have even sold sewing machines in the past! FQ's and yardage sells better when presented in Ziploc bags; many Ziploc bags also have a white space that you can mark your price and vendor number on. Larger clear plastic food trays also display nicely. Coordinated grouped FQ's sold well. Packing tape, painter's tape and masking tape usually sticks well but not always. If you are using stick-on labels, test them at home to make sure they stick! If we don't know who owns it, we can't sell it! Good quality scraps can be sold in larger zip lock bags.

Suggested prices (NOT written in stone!): Four or five magazines tied up with curly ribbon sold for \$3.00; Patterns \$2 each or up to 50% off retail price; Fat Quarters \$1-2 each depending on quality – remember that some vendors will be selling theirs for \$2.00+; Older books \$3 or \$4 and newer books can sell for up to 50% off retail price. Donated books, magazines, and yardage are great Guild fundraisers if you choose to donate them. Looking forward to seeing you at the Quilt Show!

We Need to Sell Raffle Tickets!



Beth H.

Tickets are \$2 each or 3 for \$5 and are available at Connecting Threads on Thursday mornings (at the Neil Balkwell Centre) or they can be requested by email at ppmguild@gmail.com.

Money from the raffle is used to buy batting for the many charity quilts that Connecting Threads makes. Connecting Threads donates 400-600 quilts per year to people who need support. This is in addition to the many pillow cases and place mats they make.

The quilts for the Quilt Show Raffle have been completed. We have two prizes this year.



The first is from a pattern called Tranquility. It was especially designed for this show by Tannis Fahlman and the pattern is only being used for this special quilt – making it absolutely unique. The top was made by Heather Innis, and it was quilted by Lois Gagnon. The fabric was supplied by Cindy-rellas.

This quilt is a great comfort quilt. It is 62" by 62" (155 cm x 155 cm) with a backing of minky - perfect for a lap quilt.



The second prize is a Christmas wall hanging. It was donated to Connecting Threads by Lynn Tomkins. It is 25" by 32" (63 cm x 81 cm), and would be an excellent addition to anyone's home. The hanging includes a sleeve for the rod to hang it. The creation of the wall hanging was a true group effort. A panel with some embroidery on it was donated to Connecting Threads. Lynn took the panel, got embroidery thread from one friend, buttons from a second friend, fabric for the border from a third friend and did the embroidery, assembling and quilting of the hanging herself.



S-1: Max perimeter 160". Hand or machine quilted.

M-2: **Hand Quilted or Hand Applique.** Made and hand quilted and/or hand appliqued by you Max perimeter 280".

M-3: **Self-machine quilted.** Max perimeter 280". Made and quilted by you on any size machine. Stipulate whether using longarm, sit-down machine, computerized program, pantograph and/or stitch regulator.

M-4: **Machine quilted by someone else.** Max perimeter 280". Stipulate whether using long arm, sit-down machine, pantograph, computerized program, and/or stitch regulator.

M-5: **Kit, Workshop, or Store Sample** Max perimeter 280". Stipulate who quilted it and whether using longarm, sit-down machine, computerized program, pantograph and/or stitch regulator.

L-6: **Hand Quilted or Hand Applique.** Made and hand quilted and/or hand appliqued by you. More than 280" perimeter.

L-7: **Self-machine quilted.** More than 280" perimeter. Made and quilted by you on any size machine. Stipulate whether using longarm, sit-down machine, pantograph, computerized program, and/or stitch regulator.

L-8: **Machine quilted by someone else.** More than 280" perimeter. Stipulate whether using longarm, sit-down machine, computerized program, pantograph, and/or stitch regulator.

L-9: **Kit, Workshop, or Store Sample** More than 280" perimeter. Stipulate who quilted it and whether using longarm, sit-down machine, computerized program, pantograph and/or stitch regulator.

I-10: **Innovative Quilt.** Maximum perimeter 280". Enter the brave new world of art quilts. Show us your original creation, using a variety of materials, not from a pattern or kit. Three dimensional elements such as fabric folding or embellishments are applicable. Be sure to list all of the interesting materials you used.

11: **New Generation Quilters.** For quilters 16 years of age or younger, this is for you. Quilt of any size using any technique.

12: **Group Quilt.** Completed by 3 or more people, any size. What have you and your quilting friends stitched up lately?

13: **Recycled.** Give recycled fabrics or material a second life, any size. 50% of the top must be from recycled fabric or material. Tell us what you started with..

14: **Modern Quilt.** Max 240" perimeter. Modern bed or wall quilts depict modern design and demonstrate personal expression and originality in the design, colour and/or techniques. Minimalism, asymmetry, expansive negative space, and alternate grid work are often a part of modern quilt compositions, as are improvisational piecing and solid fabrics. (Taken from CQA National Juried Show) Stipulate who quilted it and whether using longarm, sit-down machine, computerized program, pantograph and/or stitch regulator.

15: **Modern Quilt** More than 240" perimeter, Modern quilt as described in 14. Stipulate who quilted it and whether using longarm, sit-down machine, computerized program, pantograph and/or stitch regulator.

16: **Assorted Quilted Items:** table cloths, placemats, runners, bowls & boxes, bags, cushions, etc. Three dimensional elements or garments.



Registration Information

Registration is open for the Prairie Piecemakers Quilters' Guild, *Lasting Imprint 2022* quilt show. There is no limit to the number of items you can enter, but please complete an entry form for each one. Members are **free**; non-members are required to submit **one** \$15 entry fee for ALL entries (**it is true!**).

Enter your quilted items on the form at the following link

https://docs.google.com/forms/d/e/1FAIpQLSd3CHtunGPp-vMOb2VJGguO7seOalo8kAXvPqNkG_EHJZJE8A/viewform


A hard copy form can be found here,

<https://static1.squarespace.com/static/5f918e2627f3456c71e5c607/t/61da45b1528ab414a28f7635/1641694643060/FORM+-+entry-registration3.pdf>

All entries must have been made in the last 4 years (May 2018 to May 2022.). Your entry will be acknowledged within a week. Deadline for submissions is Friday, April 9, 2022, at 5 p.m. Registration fees can be paid by e-transfer or cheque. E-transfer to Marlene, ppmgtreasurer@gmail.com. Use the security question: What city will the quilt show be in? Answer: Regina. Make your cheque payable to PPQG and mail it

to

Prairie Piecemakers Quilters' Guild,



Quilt Show Penny Parade Donations:

Betty U.



Here are some themes of baskets:



- Food & Drink - fabric, food items - **we do not need tea or mugs**
- Animals - fabric, patterns, small useful items with animals on them
- Seasonal - fabric (think holidays St. Patricks, valentine, winter, summer, Halloween etc. - **no Christmas items needed**)
- Baby - fabric, patterns, small baby items (toys, books, bibs etc)
- Miscellaneous sewing items are welcome as well like thread, clips, etc.

We appreciate all the donations but do not need anymore books, candles, bath stuff, xmas items.

Items can be dropped off at Connecting Threads on Thursday between 9 and noon or contact Betty at bettyurschel@gmail.com



If you are looking for a guardian dog for your stash, this vicious killer would be perfect. Here at Periwinkle we can't help you guard your stash, but we can help you build it. Yardage, fat quarters, bundles and kits along with notions, books and batting. And Juki or Bernina machines.

270 - 2600 Eighth St. E., Saskatoon, SK
ph: 306-933-3072 e-mail: periwinkle@sasktel.net

follow us on *instagram* and *facebook*
www.periwinkle.biz





Ready ?

Deena A.

Thanks to Donna H. for being the first to sign up!

Want to join her? Read on ...

STEP 1 DECIDE WHERE AND WHEN

1. What jobs are available? (on the website page)
2. **Schedule:** (on the website page)
 - Wednesday & Thursday May 4, 5:
 - Friday, May 6:
 - Saturday, May 7:



STEP 2 SIGN UP (begins January 15, 2022)

1. Send Deena A an email to the website: ppmqguild@gmail.com or the newsletter: newsletterppm@gmail.com



Include the following information:

FULL NAME, TELEPHONE#, EMAIL ADDRESS

Especially important:

Where you want to work, date, & time.

2. You can also telephone Deena at 306-757-6216.
3. You will receive an email to confirm your request.



STEP 3 DREAM ABOUT THE FUN!

1. Changes to the sign up sheets will be made frequently.
2. Look for updates in the newsletter.

Work and pay for one day - get the 2nd day free!

Inspiration

This and That 



“Go Tell It at the Quilt Show!” is a Quilt Alliance project designed to capture the stories of quilts where quiltmakers gather.

The formula for “Go Tell It!” is simple: **one person** talking about **one quilt** in front of **one camera** for **three minutes—another quilt story shared!** Anyone can do a Go Tell It! interview: quiltmakers, quilt appreciators, recipients of quilts, quilt collectors, curators or historians. We’re saving these quilts’ stories, three minutes at a time!

Watch some of our Go Tell Its! below, recorded at the events—quilt shows, galleries, and museums—where quiltmakers and quilt enthusiasts gather.

<https://quiltalliance.org/projects/gotellit/>

What is Quiltipedia®?

Quiltipedia is your way to find a quick definition and picture of quilting terms, styles and techniques. Want to know more? We have provided helpful The Quilt Show links for everything in Quiltipedia. Watch our shows - Learn in one of the classrooms - See more pictures in See Quilts and even a link to The Quilt Show Store. *All designed to Help you Quilt today!*




<https://thequiltshow.com/quiltipedia>





How to Pin Baste a Quilt

Heather Thomas explains the benefits of using straight pin bastes when quilting. She provides helpful tips and techniques that ensure a great end result for your quilts. See the many examples provided as well as what techniques work best when using certain pins. Take these tips and pin baste your own quilts.




https://www.nationalquilterscircle.com/video/pin-baste-quilt/?utm_source=newsletter&utm_medium=email&utm_campaign=a6198&vsoid=a6189



Quarter-Inch Seam Allowance

Consistently stitching an accurate quarter-inch seam allowance can be difficult. Heather Thomas shows you a fun tip on how you can use a thick, sticky-backed product on your machine to mark a quarter-inch seam allowance and help you stitch it with accuracy and ease.

https://www.nationalquilterscircle.com/video/quarter-inch-seam-allowance-013815/?utm_source=newsletter&utm_medium=email&utm_campaign=a6198&vsoid=A6189



Tips for Finding the Straight Grain in Fabrics



Finding the straight grain of fabric is important to do before beginning a project. ZJ Humbach shares several tips for finding the straight of grain in different fabrics.

https://www.nationalsewingcircle.com/video/tips-for-finding-the-straight-grain-in-fabrics-009025/?utm_source=newsletter&utm_campaign=A6198&vsoid=A6198



Sponsored by **Mometrix**

Monday, March 14, 2022



<https://www.piday.org/>

https://www.exploratorium.edu/pi?gclid=EAJaIQobChMIifSS0reR9gIVIQV9Ch1kuQAPEAAAYASAeEgKTy_D_BwE

What Is Pi (π) Day?

Founded in 1988 at the Exploratorium, Pi (π) Day has become an international holiday, celebrated live and online all around the world. The numbers in the date (3/14) match the first three digits of the mathematical constant pi.



<https://www.wesleyunitedregina.ca/news/pie-day-takeout-supper-order-form>

Turn a mundane Monday into a celebration of PIE Day by purchasing a fabulous roast beef dinner topped off with your own personal pie -- a butter tart! Wesley is hosting a take-out event featuring a meal from Charlotte's Catering from Moose Jaw. We need 100 orders for this event to fly so please share this opportunity with your friends and family. Plan a bubble or zoom party to get together and let someone else do the cooking. Cost per person \$25.00

CANADA READS  March 28-31, 2022

Canada Reads will take place March 28-31. The debates will be hosted by Ali Hassan and will be broadcast on CBC Radio One, CBC TV, CBC Gem and on CBC Books.



<https://www.cbc.ca/books/canadareads>



YWCA Regina shifting 2022 Women's March online due to pandemic

<https://leaderpost.com/news/local-news/ywca-regina-shifting-2022-womens-march-online-due-to-pandemic>

<https://ywcaregina.com/events/>

Instead of gathering in-person on International Women's Day, the YWCA has launched an online campaign that began Jan. 22 and will run up until March 8. The campaign is looking for community to share their voices, stories, and own "mini-marches" on social media to build a "collective voice of diverse perspectives and experiences." **A video compilation of the submissions will be released during the week of March 8.**



<https://redhatsociety.montonton.com/site>

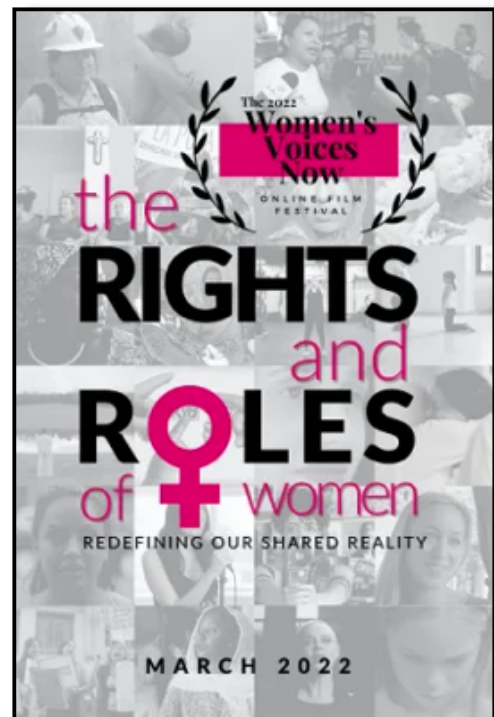
Join the Red Hat Society, and be a part of
the global organization that changes
women's lives every day.

Saskatchewan: Mary Coppin 306-789-9662 or
mrcoppin@accesscomm.ca

W. WOMEN'S VOICES NOW

<https://www.womensvoicesnow.org/>

Women's Voices Now uses film to drive positive social change that advances girls' and women's rights globally.



<https://www.womensvoicesnow.org/womens-rights-documentary-film-festival>



Mar 13, 2022 - Daylight Saving Time Starts

<https://www.timeanddate.com/time/change/canada>



Tips from World Sleep Society

<https://medium.com/thrive-global/10-ways-to-improve-your-sleep-65bed5cbef3>

Prairie Piecemakers Quilters' Guild General Membership Meeting Time: March 1, 2022 07:00 PM

General Membership Meeting Agenda

Welcome and congrats	Sharon
Introduction of guest presenter	Linda
Presentation	Tara Evans

Break 10 mins

Updates:

Nominations	Sharon/Deena
Quilt Show	Tannis
Quilt Show Tickets	Beth
Quilt Show Volunteers	Deena
April Meeting	Sharon
April Program	Linda
March Workshop	Aline
Door prizes	Sharon
Show and Share	Everyone

Adjournment/next meeting April 5th	Sharon
---	--------

A CARTOON FOR QUILTERS: THE STORY OF MRS. BOBBINS



<https://whileshenaps.com/2017/05/story-of-mrs-bobbins.html>

Advertising Information

The Prairie Piecemakers Quilters' Guild is entering its 30th year as an incorporated organization, serving quilters, promoting the quilting arts and supporting the development of quilting in Regina. Your advertisement is an effective way to reach a local and a broader audience of quilters:

Local audience: the Prairie Piecemakers Quilters' Guild publishes 10 newsletters each year, monthly from September through June. The newsletter is distributed to all Guild members (currently 105 members and growing).

Extended audience: advertisers in the newsletter are recognized on the Guild website (www.prairiepiecemaker.com) with a link to their website and/or contact information.

Each newsletter is posted on the Guild website and remains available for public download through the newsletter archive.

Timelines:

Advertisers should send their advertisement copy to the editor of the guild newsletter two weeks before the end of the month prior to the next issue of the newsletter. Please see the Guild website for our Advertising Guidelines.

Contact:

Inside the Guild Newsletter Editor
Prairie Piecemakers Quilters' Guild
Box 33043, Cathedral P.O.
Regina, SK S4T 7X2
Telephone: 306-584-9509
Email: newsletterppm@gmail.com
Website: www.prairiepiecemaker.com

Want to join the Guild?

Visitors and new members at all levels of quilting are welcome.

Guild membership consists of quilters of varying ages and abilities who share a great appreciation for the art of quilting and the fabric used to piece the quilts together:

- The membership year runs from July 1 to June 30 of the following year.
- New members are welcome at any time during the quilting season.

The Guild is a member of the Canadian Quilters' Association.

Please contact us by email at ppmqguild@gmail.com, through the website, or directly to a Membership Committee member (pg. 2).

Inside the Guild

Commercial Advertising Rates

Single Issue Rate			Full Year
Category	Size	Rate	Rate
Full page	7.5" x 10"	\$50.00	\$250.00
Half page (horizontal)	7.5" x 5"	\$25.00	\$125.00
Half page (vertical)	10" x 3.75"	\$25.00	\$125.00
Quarter page	3.75" x 5"	\$16.00	\$80.00
Business card	3.75" x 2.5"	\$8.00	\$40.00

Non-Commercial **Classified** Advertising Rates

Advertisements must be sewing, quilting, or fibre art related. 1/4-page and 1/2-page advertisements, containing a photo, a graphic, or an image are to be in .pdf, MSWord, or .jpeg format (ready for insertion) and sent to newsletterppm@gmail.com. Include your complete contact information.

Please make your cheque payable, in the correct amount, to PPQG and forward it to Prairie Piecemakers Quilters' Guild, Box 33043, Cathedral PO, Regina, SK. S4T 7X2.

Advertisement Sizes	Guild Member	Non-Guild Member
	Per issue	Per issue
Classified Ads of 50 words or less - no photo, graphics, or images	FREE maximum insertion 3 months	\$8.00
1/4 page	\$5.00	\$16.00
1/2 page	\$10.00	\$25.00

Except where noted, all graphics and photographs are from Google Images.

Privacy of Information: As a public organization, the Prairie Piece Makers Quilters' Guild, Inc. (PPQG) is compelled to abide by the Canadian rules applying to the Privacy of Information. We cannot share information about members without this consent. The personal information collected consists of name, address, telephone number, and email address and is used to contact members for Guild business. As the Guild's membership form does not specifically ask members if they will allow their names to be published in the newsletter, the newsletter will not publish full names, excepting for the executive and committee chairpersons, who have signed disclaimer forms for the editor or when expressed permission is provided. When submitting articles for the *Inside the Guild* newsletter, please state as to whether you will allow your full name to be published in the newsletter print format, available at Guild meetings and the online copy published on the Guild's website. *Thank you.*