

Prairie Piecemakers Quilters' Guild

Inside the Guild

Website: www.prairiepiecemaker.com

January
Issue 2021-01



KEEP CALM



AND

PRESS ON



Guild Officers and Directors

President:

Sharon G

Vice President:

Tannis F

Secretary:

Shelley K

Treasurer:

Marlene SC

Guild Committees with Directors*

Library Committee:

Bonnie R*
Linda W; 2 pending

Newsletter/Advertising:

newsletterppm@gmail.com
Deena A*
Frances L

Proofreading: Frances L & Mary F

Program Committee:

Shelby L*

Website/Promotions Committee:

Jymmi Kaye D
ppmqguild@gmail.com

Workshop Committee:

Heather I*

Membership Committee:

Cheryl A*
Aline M



Guild Committees

50/50 Draw Committee:

Sheree S; Betty U

Retreats:

Shannon B*
Jacquie B.

UFO's:

Renee B

Connecting Threads:

Marlene SC

Facebook Page: Jymmi Kaye D

Meeting Dates

2020-2021

September 1, 2020
October 6, 2020
November 3, 2020
December 1, 2020

January 5, 2021
February 2, 2021
March 2, 2021
April 6, 2021
May 4, 2021
June 1, 2021

Want to join the Guild? Information on last page.

Currently meeting online only.

Monthly Meetings

First Tuesday of month:
September to June, 7 to 9 pm
Good Shepherd Lutheran Church
3825 Hillside Street
Regina SK S4S 3Y5

Website: www.prairiepiecemaker.com
Facebook: **Prairie Piecemaker Quilters' Guild**
Newsletter: newsletterppm@gmail.com
Email: ppmqguild@gmail.com

Copyright: Prairie Piecemakers Quilters' Guild Inc.





President's Message

Happy New Year and Welcome to 2021

Sharon G

I'm not a person to make resolutions, but this year, I'm going to make just one - and that is this: I resolve to spend the year making a temperature quilt. I've bought my fabric, and had it cut up prior to January 1. I'm ready to take this on! I'm kind of excited by this idea.

The beauty of making this quilt is that if you can't get at it every day, there are excellent records about the daily high and low temperatures. I bought solids in different shades of bright rainbow colours. No matter the temperature, I think it will be a beautiful quilt! I plan to work on it all year. I'll update you on my progress at future meetings.

And I urge everyone to take this on in some way or another. If you don't want to commit to a year, you could just do a month, or a season, or 6 months, and really the sky's the limit for what you can make. You could make a quilt, a table runner, a wall hanging or even a placemat for each month.

Last month we saw the results of the Christmas challenge. I was so impressed by the number of people who participated and made beautiful items. The response felt like a call to action to create another challenge. So let's do it. This idea comes from my friend, Donna. And it's a book/quilt challenge. In this case you could call it a book/movie/quilt challenge. You'll find all the details in the newsletter, but I'm excited about this one as well.

As winter and COVID carries on, I hope you are staying safe, and getting lots of projects done, including your own version of a temperature quilt.



Colleen's Quilting

Longarm Quilting Service

Colleen Matheson 290 Qu'Appelle Drive West
mathesonc@sasktel.net Lumsden, Saskatchewan

306 731-3603

SoG 3Co


APQS Millennium



Innovative Quilting

Computerized Longarm Quilting

*Specializing in "Edge to Edge" Quilting
Thousands of Patterns to select from*



Offering:

large selection of wide fabric: Cotton, Flannel, & Fireside
50/50 Cotton-Bamboo & 100% Arctic Cotton Batting
Plus .

We also sell regular fabric, notions, patterns and more..

Open 9 to 5 Mon-Friday & most Saturdays (call ahead)

76 Halifax Ave
Melville, SK

Phone: 306 760-1573 or 306 728-8199 cell
innovativequilting@sasktel.net

"IT'S NOT A QUILT UNTIL IT'S QUILTED"



Angela Denys 306.421.3083

Angela@GypsySoulFabrics.ca



Gypsy Soul Fabrics

www.GypsySoulFabrics.ca



TINY STITCH



- Quilt Shop Inc. -

24 - 810 Centennial Blvd. Warman, SK S0K 4S1

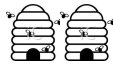
(306) 384 - 7858 / info@tinystitchquiltshop.com

www.tinystitchquiltshop.com



FOLLOW US ON INSTAGRAM AND FACEBOOK

What's the buzz?



President's Challenge 2021

Breakfast at Tiffany's



Read the book, or watch the film, then make a quilt, table runner, wall hanging, placemat, potholder, even a purse, as long as is quilted.

This challenge will tap into your creative side. What you make can be your impression of the book/movie, it can depict scene or a character, or quilt how it made you feel. You are only limited by your imagination.

You might be more familiar with it as a movie, but it began as a novella by Truman Capote that was published in 1958. The movie was released in 1961. There is much to inspire us - Audrey Hepburn as Holly Golightly in the film, or the images of New York. Golightly's outfits, jewelry, hats and sunglasses. It was also the birth of the "little black dress."

Moda even made a line of fabric under that name.

It's an iconic story that's more than six decades. And there are some references in both the novella and the film that are terribly outdated 60 + years later - but it's a story that's lived on in popular culture. So let your mind wander and create something!

The Regina Public Library has copies of the book and several DVDs of the film. And the movie version is available on Netflix. I am getting a copy of the novella, which I will be happy to lend to anyone, as long as I get it back.

Deadline is the June meeting, and there will be PRIZES.



https://www.reginalibrary.ca/search?terms=breakfast+at+tiffanys&search_in=catalog&age_filter=all&search_type=KW&op=Search

Breakfast At Tiffany's Moda Layer Cakes <https://jellyrolls2go.com/product/breakfast-at-tiffanys-moda-layer-cakes/>



Northgate Sewing Centre

140 ALBERT ST. REGINA, SK S4R 2N2

306-569-1552

FREE!!

**4 PIECE SCISSOR SET
WITH PURCHASE OF**

A \$79.95 Value!



PFAFF

EXPRESSION 710

MSRP \$: 3199.00

SALE \$2699.00

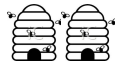
PFAFF

QUIT EXPRESSION 720

MSRP \$3899.00

SALE \$3199.00





Program

Editor note: Look for items inspired by the December program in *This and That*

Shelby L



January

Joan G and Lori T are going to present Borders, Edges and Half square triangles.

February

Jymmi Kaye is going to give a demo on **Ink Tense** Pencils.





Bonnie R Linda W

Pause



WORKSHOPS

Heather I

Kits

NOW AVAILABLE

www.quilteronfire.com

Home of Michele's Long Arm Quilting
OVER 8000 BOLTS OF FABRIC
 Notions, Patterns & More

*MaMi's
 Country
 Quilts*



baby lock

253 Front Street, Duck Lake, Sask.

Email: mamquilts@sasktel.net

Website: mamisquilts.com

306-467-4453

Store Hours: Monday - Saturday
9am - 6pm

Michele is also a Certified Instructor for Judy Niemeyer Quilting

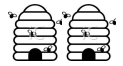
Classes and Retreats

Book a Private Retreat



Now Order Online

mamisquilts.com



Point standing as of December 28, 2020


Renee B



TEAM A - 27



TEAM B - 41



TEAM C - 36



TEAM D - 19

Quilters Haven

422 Main Street North
Moose Jaw S6H 3K2
306-693-8523

email: quiltershaveninc@sasktel.net

website: quiltershaveninc.ca

*If you LIKE us on FACEBOOK you can keep up to date with all the current happenings in our shop.
Heather, Arlyce & Staff at Quilters Haven*



Broderick Garden Centre

SO much more than a garden store!

Quilting Fabric
Pre-cuts
Crafts Supplies

Art Supplies
Quilt Kits
Notions
Yarn

www.broderickgardens.ca
420 Saskatchewan Ave E
Outlook, Sask

306.867.8999

Loreen's Longarm Quilting Services

Loreen Yanko Owner

loreenyanko@gmail.com

95 Dale Cres

Regina, Saskatchewan S4N 5J6

306 761-0841



WWW.PRE-CUT-STASH.COM

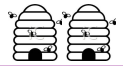
SHOP PRECUTS AND
PATTERNS

ORDER ONLINE AND
PICKUP IN STORE



1230 ST. JOHN STREET, REGINA, SK
306-585-2227





Connecting Threads

Marlene SC



Connecting Threads will be cancelled until the new year and assessed at that time as to when it will be safe to resume at the Neil Balkwill Centre. We are still accepting quilts and fabric so give Darlene or me a call if you have these items.



This is what 440 placemats made by the Guild look like and measures 54 inches high!!! These were delivered to SHA's Meals on Wheels program today and will be distributed in Regina, Regina Beach, Imperial, Lumsden, Southey, Cupar, Balcarres, Ft Qu'Appelle, Kelliher, Raymore, Indian Head, Montmartre, Wolseley, Grenfell, Broadview, Abernethy, Lestock, Whitewood and Moosomin.

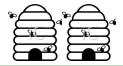
Our Guild donated 101 colourful pillowcases to Regina Transition House and WISH Safe House this week.



Thank You so much!

At my chemotherapy treatment yesterday a cart came around offering your beautiful quilts. I had such a difficult time choosing one as they were all so amazing. Thank you so much for brightening my day.

JL *received on the website email*



Thank you to all our Volunteers



Happy New Year and all the best to you in 2021



A year in review

- In person meetings ceased but we scrambled and learned all about Zoom
 - We lost our indoor quilt show but again we scrambled and hosted our first outdoor quilt show
 - In 2020, through the COVID-19 pandemic, Guild members and the Connecting Threads group quilted mainly at home and donated 447 quilts to the community. 200 quilts were donated to the NICU and 122 quilts to the Pediatric and Adolescent Units and programs at the Regina General Hospital and Wascana Rehab Centre for kids with life threatening illnesses and those in a traumatic situation. 17 bed sized quilts were donated to SOFIA House, 38 to 4 Directions Community Health Centre , 34 to Allan Blair Cancer Clinic, 4 to various other agencies and 32 to women with advanced cancer through the Cardio Science Unit at RGH. 440 quilted placemats were donated in December to the Sask Health Authorities 21 outlets for their Meals-on-Wheels program. 198 pillowcases were donated to the 3 women's shelters in Regina. We also made 405 scrub caps for the ER Units at Regina General and Pasqua hospitals.
- In the past 6 years, 2881 quilts, 1565 placemats and 1205 pillowcases have been donated by the Guild.



Sew & Sews

117 Main Street, Carlyle SK

Phone: 306-453-2562

Quilter's New Year's Resolution...

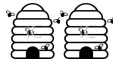
Finish all the projects from **2020**
that I should have done in **2019**
after I started them in **2018**
after planning them in **2017** and
buying the fabric for them in **2016**
while having the pattern for them
since **2015!**

Stop in for your **2021** inspiration!

Big City Selection, Small Town Service!



www.facebook.com/carlylesewandsews



CANADIAN
Quilters
Courtepointières
CANADIENNES

<https://canadianquilter.com/>

National Juried Show

CALL FOR ENTRY

The next National Juried Show (NJS) show will take place virtually at Quilt Canada 2021.

Entry form will be open January 15 thru February 15, 2021

For more detailed information, please click on the link:

<https://canadianquilter.com/2021-national-juried-show-call-for-entry/>

Loreen's Sewing School

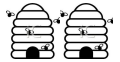
Children's Sewing Classes

Registered "Kids Can Sew" Instructor

Loreen Yanko, Owner

loreenyanko@gmail.com

95 Dale Cres Regina, Saskatchewan S4N 5J6



Covid-19 vaccine: First person receives Pfizer jab in UK

A UK grandmother has become the first person in the world to be given the Pfizer Covid-19 jab as part of a mass vaccination programme.

Margaret Keenan, who turns 91 next week, said the injection she received at 06:31 GMT was the "best early birthday present".

It was the first of 800,000 doses of the Pfizer/BioNTech vaccine that will be dispensed in the coming weeks.

Up to four million more are expected by the end of the month.

Hubs in the UK are starting the rollout by vaccinating the over-80s and some health and care staff.

Senior NHS sources told the BBC "thousands of vaccinations" had taken place across the UK on Tuesday.

<https://www.bbc.com/news/uk-55227325>

Second Story Quilting

Widebacks and Quilters Dream Batting



Fit For a Queen by Westrade

Wide range of colors ~ Cotton and Flannel -110"x108"

Quilter's Dream Batting

Cotton, Poly and Orient - King cuts (122"x108")

Christa Marcotte

Box 33

Torquay Saskatchewan S0C 2L0

Call or Text 306-421-7056

Email: acmarcotte@sasktel.net

Website: www.secondstoryquilting.ca

Blog: www.secondstoryquilting.blogspot.com

Pictures of colors can be texted or emailed.



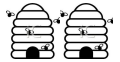
www.periwinkle.biz

As a husband I must say that I think this little tidbit, well, just says it all. So quilters when you are shopping, remind your husband that because of Covid 19 occupancy restrictions he has to leave the room when you are shopping on the Periwinkle on-line store.



270 - 2600 Eighth St. E., Saskatoon, SK
 ph: 306-933-3072 e-mail: periwinkle@sasktel.net

follow us on *instagram* and *facebook*



We are very pleased to have been selected for a \$1000 grant from SaskEnergy's Share the Warmth program. This will be used to purchase batting.

NO QUILT QUILTING

Professional Longarm Quilters

Moose Jaw, SK

**All our prices are very competitive.
We offer basting to extreme custom work. We offer it all!**

With no training session involved, you can just walk in and start to load your quilt. You can also have us pre-load your quilt for a small charge. During a one-on-one session of no less than 4 hours, you may choose from many threads, and a large variety of edge to edge designs - a creation that's all your own.

If you have ever wanted to experience quilting your own quilt on a computerized machine with thousands of edge to edge designs to choose from, we have a plan for you! We're offering our computerized Gammill Statler longarm machine in a great deal. This will be a no sweat, and no stress experience

Of course, we still offer quilting for those who want to continue to have us quilt for you. We also have a large selection of battings, including wide, black, wool/cotton blend, bamboo, 100% natural cotton, 100% cotton bleached white, 80/20 cotton poly, the last 2 being available in Hobbs, and Arctic.

**With the lowest prices around, don't hesitate to give us a call to book your spot!
You can call Colleen at 306-631-5303.**

Please don't hesitate to call us for any of your longarm needs.





Teara Fraser, Founder & CEO, Iskew Air

<https://www.womenofinfluence.ca/2020/02/04/teara-fraser/>

Teara discovered her passion for aviation at age 30, on a trip to Africa when she experienced her first flight in a small plane. On her return home she decided to pursue her new passion, and in less than a year, she obtained her commercial pilot's license.


During the 2010 winter Olympics, Teara had the idea to establish an airline that could support Indigenous tourism by providing access to small, remote First Nations communities in British Columbia. Nine years later she turned her dream into a reality, officially launching Iskew Air in Vancouver on International Women's Day 2019.

Iskwew (pronounced IS-KWAY-YO) is a Cree word for woman; the name was chosen to celebrate the first Indigenous woman owned airline, all women, and all those lifting women.

Metis pilot Teara Fraser profiled in new DC

Comics graphic novel of women heroes

The Vancouver-based Metis commercial pilot and owner of Iskew Air is named one of 18 "real-world heroes" in a DC Comics upcoming graphic novel "Wonderful Women of History," which also includes late U.S. Supreme Court Justice Ruth Bader Ginsburg, New York Congresswoman Alexandria Ocasio-Cortez, Democratic Sen. Elizabeth Warren, and singer Beyoncé.



<https://www.vicnews.com/entertainment/metis-pilot-teara-fraser-profiled-in-new-dc-comics-graphic-novel-of-women-heroes/>

<https://www.dccomics.com/graphic-novels/wonderful-women-of-history>



Thailand (Siam)

Flag of Thailand



Thailand, country located in the centre of mainland Southeast Asia. Located wholly within the tropics, Thailand encompasses diverse ecosystems, including the hilly forested areas of the northern frontier, the fertile rice fields of the central plains, the broad plateau of the northeast, and the rugged coasts along the narrow southern peninsula.



CONTRIBUTOR: Whitney Smith
TITLE Flag of Thailand
PUBLISHER Encyclopædia Britannica
DATE PUBLISHED November 22, 2013
URL <https://www.britannica.com/topic/flag-of-Thailand>
ACCESS DATE December 30, 2020

<https://www.edarabia.com/thailand/flag/>



<http://tourmaps.com/pattaya-thailand-map-in-world-map.html>



My Thailand

Home of the Thai Fabric Chronicles

<https://mythailand.blog/2019/01/14/thai-traditional-fabrics/>

Few countries give fabrics and weaving the cultural importance and pride that Thailand does. Thai traditional fabric and Thai culture cannot be separated.



9 Weaving Groups and Villages for Thai Textile Lovers

Traditional Thai textiles are beyond fashionable. They are the kind of beauty that transcends time. There are various kinds of textiles in different regions of Thailand. Thai textiles began as a way of life and over time, they have become arts. Handwoven and hand-dyed, these textiles require high level of skills and painstaking attention to detail. They also empower women as they play a key role in handcrafting Thai textiles. Each kind of textile differs, from pattern designs to weaving and dyeing techniques. To learn more about them, it's best to go straight to the sources: the weaving villages and groups. <https://www.takemetour.com/amazing-thailand-go-local/thai-textiles-weaving-groups-villages/>



Quilt Discovery Experience

Pinwheel

Nineteenth century quilts were primarily practical; beauty was secondary. Quilts served as window and door coverings. Hanging quilts on the dirt walls of a soddie, made them seem more homelike. Quilts could serve as privacy walls, creating sleeping areas in a soddie, or one room cabin. Quilts folded and laid on a board placed between two chairs or tree stumps, became a sofa.



When a quilt became so badly worn around the edges that even rebinding could not rejuvenate it, a seamstress would cut it down to eliminate the worn areas, or rework it into a child's quilt. Any quilt was too precious to discard.

The importance of quilts in women's lives was best expressed in the statement of one 19th century homesteader, Lydia Roberts Dunham, who said, "I would have lost my mind if I had not had my quilts."

(Maybe some of us feel the same way during this pandemic... ed. op.)

<https://www.nps.gov/home/planyourvisit/quilt-discovery-experience.htm>

A little plant brightness for the winter months...



Sensitive Plant (*Mimosa pudica*)



Living Stones (*Lithops* sp)



Lifesaver Plant (*Huernia zebrina*)



Rex Begonia (*Begonia rex-cultorum*)



Rachel Derstine

D E S I G N S

<https://rachelderstinedesigns.com/>

Improv Quilting WITH RACHEL DERSTINE <https://www.youtube.com/watch?v=E6DjlnJpMZU>



How to Sew A Modern Improv Quilt Block (for Newbies)



[Virginia Cole](#) wrote the following article for Modern Patchwork March/April 2017.

Modern quilting is all about creating your own designs and looking beyond the traditional rules. But newbies sometimes feel intimidated by that freedom. Are you intrigued by modern designs but don't know how or where to start? You can design your own block—or your own quilt—even if you've never done it before, with these simple instructions. Distilled down to the basics of gray, white, and a bold color, these improvisational blocks are fun, versatile, and wonderfully addictive.

<https://www.quiltingdaily.com/how-to-sew-a-modern-improv-quilt-block-for-newbies/>

Inspiration

Polyphemus Moth Necklace - new SK ARTS Acquisition

My newest addition to my "MOTH" series is the Polyphemus Moth inspired necklace. The Polyphemus Moth is a rare sighting in Saskatchewan, a nice surprise when discovered one evening at Lake Diefenbaker by myself and a previous find in the rhubarb patch by my father.

I have taken this organic theme and provided it with an industrial aesthetic by creating it out of a combination of three metals, adding colour with the surface treatments of anodizing the reactive metals, titanium and niobium and oxidizing the sterling silver, giving it a richness and enhancing the textures. The metallic tones compliment the flashes of greens and reds in the opals and the cherry reds in the tiny garnets.



MELODY ARMSTRONG

<https://www.melodyarmstrong.com/blog/polyphemus-moth-necklace-new-sk-arts-acquisition?fbclid=IwAR3VMsvTCH5vz-1N9KJvkNkYFwYtnPjpcbKi3QAFBmtkhhxEeNfWIPi9B4>

Brilliant Drawings Use Everyday Objects to Complete



Imaginative Illustrations



<https://mymodernmet.com/>



Recommended for YOU!

Just Get It Done Quilts

<https://www.justgetitdonequilts.com/>



I'm a quilter, crafter, mother, wife, daughter, businesswoman but not necessarily in that order. I love to make things and like nothing better than checking things off the list. I like trying new things, finding short cuts and new ways of using old things. So here is where I'm sharing what I've learned. Please feel free to look around, watch a video or two, or download a pattern. Don't forget to join the mailing list.

Contact Me Karen Brown info@justgetitdonequilts.com

Have a Favourite?

Send YOUR recommendations to the newsletter: newsletterppm@gmail.com

Local crafter gifts homemade quilts to residents of Gull Lake Special Care Home
Gull Lake woman Cindy Logan, along with her family and friends, has made over 30 quilts for residents



Cindy Logan, a farmer from Gull Lake, Sask., is giving a quilt to every resident at the Gull Lake Special Care Home this Christmas. (Submitted by Cindy Log)

https://www.cbc.ca/news/canada/saskatchewan/gull-lake-quilts-1.5854848?fbclid=IwAR3ZBZeUDhdyagN9Um692-VgAh6j2g0-UWeYU_v06bi_ff7mzKPILfBzjk

BINDING BINDING BINDING BINDING

Piping and Flange BINDING

Make your Quilt Pop With Flange Binding Cathy Ellsaesser

<https://www.rockymountainsewing.com/how-to-make-flange-binding/>

Frame your quilt with a little extra pop of color with flange binding. Use two different fabrics for your binding, and create binding with a little peek of another fabric for your quilting project. This technique uses two fabric strips sewn together to make the binding strip.



Make a Baby Quilt with Flange Binding with Jenny Doan of Missouri Star! (Video Tutorial)

<https://www.youtube.com/watch?v=HAQWwwAa2K0>



Piped Binding Tutorial

Mitred Corners BINDING

CONTINUOUS BINDING

<https://www.youtube.com/watch?f...n&v=MMsmEtonhoA&NR=1>

Binding with Patrick Lose: The Quilters' Community

STRIPS BINDING

[Finish Those Quilts! Ricky Shows You How](#)

[to Do a Mitered Binding](#)

Pillowcase BINDING

Pillowcase Technique for Quilts <https://www.youtube.com/watch?v=bwBv2vjPCHc>

How to do a pillowcase turn These directions were produced by Susan Brubaker Knapp. They are free, and may be copied and distributed. E-MAIL: susan@bluemoonriver.com n WEB SITE: www.bluemoonriver.com n BLOG:



<http://www.bluemoonriver.com/assets/pillowcaseturn.pdf>

2 0 2 1

TERRY WHITMAN

Custom Longarm Quilter

1-304-634-4603

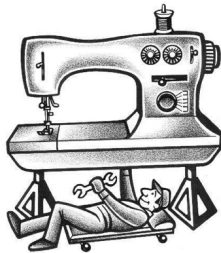
Box 1586, Estevan SK S4A 2L7
gary.whitman@sasktel.net



2 0 2 1

TREAT YOUR SEWING MACHINE TO A SPA!

Is your sewing machine telling you it's time?



Call or text Darcy in Regina 306-501-2771
or email darcyzee@hotmail.com

GREAT RATES!

www.sewingmachinecleaningandrepairs-regina.ca



Sew Materialistic – The Farmhouse Edition is exclusively an online web store which is owned and operated by Cindy Tyson, the owner of Sew Materialistic – Brick and Mortar location in Nipawin.

This webstore is being operated independently of the retail store featuring products inclusive to it alone.

Cindy was already a retailer and decided due to COVID in 2020 that an online platform was necessary to try and survive this new retail landscape. Cindy is a farm wife and actively involved on the farm which is four hours away from her Brick and Mortar location

Cindy is an avid quilter, discovering her love for it after taking her first class in Saskatoon in 2016!

Sew Materialistic – The Farmhouse Edition will be operated from Cindy's Farmhouse

Facebook: www.facebook.com/sewmaterialistic.thefarmhouse

Instagram: www.instagram.com/sewmaterialistic.thefarmhouse

Handles (same for both): @sewmaterialistic.thefarmhouse

2 0 2 1

Nifty Notions

- LOTS OF BATIKS & TONE-ON-TONES
- THREAD
- ACCESSORIES
- SAMPLES

WIDE BACKING 20% OFF

Call to visit! 306-332-5516
MYRNA SNIDER FORT QU'APPELLE, SK

2 0 2 1



Would you hand piece a quilt?



SIMPLE. HANDMADE. EVERYDAY. by Kristin Esser

Hand Piecing Basics: The Running Stitch and Quilter's Knot

<https://www.youtube.com/watch?v=txsTU2XRHiA>



The Basic Tutorials

- [Marking Stitching Lines](#)
- [The Running Stitch](#)
- [Dealing with Seam Allowances](#)
- [Hand Piecing Curves](#)
- [Making Templates](#)

Tips for Hand Piecing

allpeoplequilt.com

Need help improving your hand-piecing technique? Designer Jo Morton shares her process.

Jo Morton says: "Hand-piecing is my favorite way to assemble a quilt. Because you don't sew across seam allowances in hand piecing, I can change my mind about the direction I piece my seams. It also improved my hand quilting.

For Best Results:

- Pretend you are trying to achieve small quilting stitches.
- If the seam you are stitching is longer than 1-1/2 inches, take a backstitch at the halfway point to secure the stitching.

MORE <https://www.allpeoplequilt.com/how-to-quilt/piecing/tips-hand-piecing>



Needles for hand sewing?



Best Needles for Hand Sewing and Quilting Projects

Written by Janet Wickell Updated 06/26/20

<https://www.thesprucecrafts.com/hand-sewing-needles-for-quilting-projects-2821341>

There is no best hand sewing needle for [quilting projects](#), and that's a good thing because quilters can choose from a large variety of needle types to find the right tool for each task. Hand sewing needles are all designed with unique characteristics that make each type more suitable for one type of sewing, but although needles are commonly associated with a certain technique, you might find that choosing one needle (instead of another) has advantages for your own particular style of sewing. The good news is that hand sewing needles are inexpensive, giving us the opportunity to experiment with them without spending a fortune.



<https://www.thenextstitch.com.au/blogs/news/the-best-needles-for-hand-sewing-and-quilting>

Straws (Milliners) ... for people who prefer a longer needle. Like the Sharps they have a small eye, but the fine shank is proportionately longer. Straws or Milliners are loved by EPP specialists like Sue Daley and Sharon Burgess of Lilabelle Lane for the way they pick up the folded edge of fabric. Straws are also the best needle to use for beading and bullion stitch embroidery as the beads and wraps of thread pass smoothly over that small eye and don't get snagged.





Thread Conditioners?



When to Use (And Not Use) Thread Conditioner

Because products like Thread Heaven protect your thread and reduce tangling as you work, you might want to start using it every time you stitch. In fact, once you try it, you might just find yourself hooked on it. That said, some more textured threads aren't suitable for use with thread conditioners. Additionally, some stitchers find that when using thread conditioners on white threads, the conditioner grabs onto dust and dirt, causing the thread to have a grayish cast. In addition to using thread conditioner for embroidery and cross-stitch, it's also useful for bookbinding, quilting, beading, and more.

<https://www.thesprucecrafts.com/thread-heaven-thread-conditioner-1177651>



Lord Libidan

What's the best alternative for ThreadHeaven? By this point, it's probably no longer news that ThreadHeaven is no more, but as you work through your stash, have you wondered what to use as a replacement?


MORE <https://lordlibidan.com/whats-the-best-alternative-for-threadheaven/>



<http://www.taylorseville.com/about-thread-magic.html>

Thread Magic is designed for both machine and hand sewing. It reduces thread breakage and skipped stitches with metallic, silk and rayon threads, and in high-speed sewing including machine embroidery. Thread Magic will never clog or gum up machine parts. Its lubricating properties are actually beneficial.






**Brother Ocean, Sister Lake:
Why Water Deserves Respect
and Human Rights**

<https://www.facebook.com/LTAWpodcast/>

[GOOGLE PODCASTS](#)

How a 'sewage crystal ball' can predict Saskatoon's COVID-19 future



[LINK](#)



100 ways to conserve water

Simcoe, Ont. – The Municipal District of Lesser Slave River in Alberta has posted an impressive list of 100 ways to conserve water. How many of these do you do?

<https://www.groundwatercanada.com/100-ways-to-conserve-water-3664/>

<https://www.saskatchewan.ca/government/health-care-administration-and-provider-resources/treatment-procedures-and-guidelines/emerging-public-health-issues/2019-novel-coronavirus/re-open-saskatchewan-plan/whats-new>

What's New **December 14, 2020**

The following guidelines have been updated to align with the new public health orders.

- Public Health Orders
- Appropriate Use of Personal Protective Equipment (PPE) Guidelines
- Transportation Guidelines
- Child Care Guidelines
- Places of Worship Guidelines
- Primary and Secondary Educational Institution Guidelines
- Restaurants and Licensed Establishments Guidelines
- Grocery Store Guidelines
- Public and Farmers Markets Guidelines
- Clothing and Retail Guidelines
- Personal Care Services Guidelines
- Gyms and Fitness Facilities Guidelines
- Sports and Activities Guidelines
- Arena Facility Guidelines
- Recreation Guidelines
- Performing Arts Guidelines
- Casino and Bingo Hall Guidelines
- Temporary Food Vendor Guidelines
- Racing, Livestock Sales and Rodeo Guidelines
- Banquets and Conference Facilities Guidelines
- Car Show and Trade Show Guidelines
- Winter Activity Guidelines - NEW

ThatSuiteMoney

Your Old Software Owes You Money

<https://www.thatstitemoney.ca/en/home> [CBC news article](#)


Did you buy PC versions of Microsoft MS-DOS, Windows, Office, Word, and/or Excel between 1998 and 2010? If so, you might be eligible for compensation. Make a claim to get up to \$250 cash for individual licenses or get up to \$650 in vouchers for Volume Licenses without proof of purchase.

Zoomer Radio

<http://www.zoomerradio.ca/>



Tune in to Theatre of the Mind
weeknights at 10pm on
Zoomer Radio!



NEW ZOOMER RADIO PUZZLE

Maria Popova



<https://us2.campaign-archive.com/?u=13eb080d8a315477042e0d5b1&id=de29ba37e7>

Cartographer of Meaning in a Digital Age

On Being with Krista Tippett

<https://onbeing.org/our-story/>

Prairie Piecemaker's Quilter's Guild General Membership Meeting Time: Dec 1, 2020 07:00 PM

Join Zoom Mtg Meeting ID: 846 7464 6777 Passcode: see email from Membership Committee

<https://us02web.zoom.us/j/84674646777?pwd=aWRkVk5ITmIMNTdEWGVvL09aT2FkUT09>

<p>Call to Order Minutes from Nov. meeting Introduction of Program Program</p> <p>Break:</p> <p>Director reports: President Website Workshop Program Membership</p>	<p>Sharon Sharon Shelby Lori and Joan</p> <p>5 mins</p> <p>Sharon Jymmi Kaye Heather Shelby Cheryl</p>	<p>Committee reports:</p> <p>Connecting Threads UFO Retreats</p> <p>Show and Share Door Prizes Adjourn Meeting</p> <p>Next meeting - February 2, 2021</p>
		<p>Marlene Renee Shannon/Jacquie</p> <p>Everyone Sharon</p>

Prairie Piecemakers Quilters' Guild Regular Monthly Meeting – November 3, 2020

Zoom Virtual Meeting due to COVID-19 Gathering Restrictions

Welcome and Call to Order – the President Sharon G. called the meeting to order at 7:00 p.m.

Approval of Meeting Minutes – Minutes of the October 6, 2020 meeting were approved. Motion to accept the minutes made by Marlene S.C. and seconded by Jacquie B. Carried.

Business Arising

Challenge – Jymmi Kaye D. presented the temperature quilt challenge found on page 15 and 16 in the November newsletter.

Shelby L. had a request for facemasks for nursing home staff to use when they are not at work. See the newsletter for details, page 32.

Program – Shelby L. introduced Dawn Piasta and her presentation on Art Quilts.

Director Reports:

President – Reminder about the Christmas challenge. Show your item at our December meeting. There will be prizes.

Vice President – Zoom Christmas party. Dress up party – dress formally, or Christmassy. There will be games and prizes. Please make placemats and pillowcases for charity. We'll figure out how to get them from you.

Treasurer – no report

Newsletter – Deena A. noted we have a new advertiser in the newsletter.

Website – Jymmi Kaye D. reported the blog was not working well, but she is working on it. If there is anyone that could help with Facebook, she'd appreciate the help.

Workshop -- Heather I. is postponing the dyeing workshop since the infection levels are rising and restrictions have increased.

Program—Shelby L. reported Martha Cole is presenting at the December meeting.

Library – nothing new to report.

Membership– Cheryl A. reported 91 paid members to date. Fifty-six members present tonight. Theresa R. is visitor tonight.

Committee Reports:

Connecting Threads – November 5 meeting is cancelled. If numbers continue to increase, more meetings will be cancelled. Marlene will circulate an email. Meetings at Neil Balkwill are restricted to fifteen people at a time.

UFO - Renee B. advised there are four teams participating in the UFO challenge.

Retreats – No new information.

Door prizes – Winners are Pat P. and Norma P.

Show and Share

Adjournment – Meeting was adjourned at 8:17 p.m.

Advertising Information

The Prairie Piecemakers Quilters' Guild is entering its twenty-seventh year as an incorporated organization, serving quilters, promoting the quilting arts and supporting the development of quilting in Regina. Your advertisement is an effective way to reach a local and a broader audience of quilters:

Local audience: the Prairie Piecemakers Quilters' Guild publishes 10 newsletters each year, monthly from September through June. The newsletter is distributed to all Guild members (currently 128 members and growing).

Extended audience: advertisers in the newsletter are recognized on the Guild website (www.prairiepiecemaker.com) with a link to their website and/or contact information.

Each newsletter is posted on the Guild website and remains available for public download through the newsletter archive.

Timelines:

Advertisers should send their advertisement copy to the editor of the guild newsletter two weeks before the end of the month prior to the next issue of the newsletter. Please see the Guild website for our Advertising Guidelines.

Contact:

Inside the Guild Newsletter Editor
Prairie Piecemakers Quilters' Guild
Box 33043, Cathedral P.O.
Regina, SK S4T 7X2
Telephone: 306-584-9509
Email: newsletterppm@gmail.com
Website: www.prairiepiecemaker.com

Want to join the Guild?

Visitors and new members at all levels of quilting are welcome.

Guild membership consists of quilters of varying ages and abilities who share a great appreciation for the art of quilting and the fabric used to piece the quilts together:

- The membership year runs from July 1 to June 30 of the following year.
- New members are welcome at any time during the quilting season.

The Guild is a member of the Canadian Quilters' Association.

Please contact us by email at ppmqguild@gmail.com, through the website, or directly to a Membership Committee member (pg. 2).

Inside the Guild

Commercial Advertising Rates

Single Issue Rate			Full Year
Category	Size	Rate	Rate
Full page	7.5" x 10"	\$50.00	\$250.00
Half page (horizontal)	7.5" x 5"	\$25.00	\$125.00
Half page (vertical)	10" x 3.75"	\$25.00	\$125.00
Quarter page	3.75" x 5"	\$16.00	\$80.00
Business card	3.75" x 2.5"	\$8.00	\$40.00

Non-Commercial **Classified** Advertising Rates

Advertisements must be sewing, quilting, or fibre art related. 1/4-page and 1/2-page advertisements, containing a photo, a graphic, or an image are to be in .pdf, MSWord, or .jpeg format (ready for insertion) and sent to newsletterppm@gmail.com. Include your complete contact information.

Please make your cheque payable, in the correct amount, to PPQG and forward it to Prairie Piecemakers Quilters' Guild, Box 33043, Cathedral PO, Regina, SK. S4T 7X2.

Advertisement Sizes	Guild Member	Non-Guild Member
	Per issue	Per issue
Classified Ads of 50 words or less - no photo, graphics, or images	FREE maximum insertion 3 months	\$8.00
1/4 page	\$5.00	\$16.00
1/2 page	\$10.00	\$25.00

Except where noted, all graphics and photographs are from Google Images.

Privacy of Information: As a public organization, the Prairie Piece Makers Quilters' Guild, Inc. (PPQG) is compelled to abide by the Canadian rules applying to the Privacy of Information. We cannot share information about members without this consent. The personal information collected consists of name, address, telephone number, and email address and is used to contact members for Guild business. As the Guild's membership form does not specifically ask members if they will allow their names to be published in the newsletter, the newsletter will not publish full names, excepting for the executive and committee chairpersons, who have signed disclaimer forms for the editor or when expressed permission is provided. When submitting articles for the *Inside the Guild* newsletter, please state as to whether you will allow your full name to be published in the newsletter print format, available at Guild meetings and the online copy published on the Guild's website. *Thank you.*