

# Prairie Piecemakers Quilters' Guild

## Inside the Guild

Website: [www.prairiepiecemaker.com](http://www.prairiepiecemaker.com)

*February*  
Issue 2021-02





Guild Officers and Directors

President: Sharon G

Vice President: Tannis F

Secretary: Shelley K

Treasurer: Marlene SC

Guild Committees with Directors\*

Guild Committees

Library Committee:

Bonnie R\*  
Linda W; 2 pending

Newsletter/Advertising:

newsletterppm@gmail.com  
Deena A\*  
Frances L

Proofreading: Frances L & Mary F

Program Committee:

Shelby L\*

Website/Promotions Committee:



Jymmi Kaye D  
ppmqguild@gmail.com

Workshop Committee:

Heather I\*

Membership Committee:

Cheryl A\*  
Aline M



50/50 Draw Committee:

Sheree S; Betty U

Retreats:

Shannon B\*  
Jacquie B.

UFO's:

Renee B

Connecting Threads:

Marlene SC

Facebook Page: Jymmi Kaye D

Meeting Dates  
2020-2021

September 1, 2020  
October 6, 2020  
November 3, 2020  
December 1, 2020

January 5, 2021  
February 2, 2021  
March 2, 2021  
April 6, 2021  
May 4, 2021  
June 1, 2021

Want to join the Guild? Information on last page.

Currently meeting online only.

Monthly Meetings

First Tuesday of month:  
September to June, 7 to 9 pm  
Good Shepherd Lutheran Church  
3825 Hillside Street  
Regina SK S4S 3Y5

Website: www.prairiepiecemaker.com  
Facebook: Prairie Piecemaker Quilters' Guild  
Newsletter: newsletterppm@gmail.com  
Email: ppmqguild@gmail.com

Copyright: Prairie Piecemakers Quilters' Guild Inc.



## Hello quilters!




I don't know about you, but I've had a couple of things on my mind lately. **One is my temperature quilt.** Admittedly, I don't get to it every day. It's more like once a week. The first 20 days of January were limited to about four colours. Then things changed a little. I'll show you what January looks like when we get to show and share.

Also, I've been thinking about our other challenge - Breakfast at Tiffany's. I've read the novella, and re-watched the film. **I must say, I liked the book better than the film.** I'm just letting it roll around in my brain to see what I might be inspired to make.

I'm particularly excited about our February program. I've been following Brett Lewis - aka Natural Born Quilter on Facebook for awhile. Brett is many things, a father, a husband, a federal civil servant, he's from the prairies, he's young, and is a relatively new quilter. **But in less than five years, Brett has completely embraced quilting.** He's just designed his second collection of fabric for Northcott. And he's going to show it to us during his presentation. He will take questions afterward.

I'm betting it's going to be fun and fascinating!

One last thing, it's the time of year when we're looking for a few good people to be on the executive next year. **Before we can proceed to an election in May, I need a willing volunteer to head the nominations committee.** We'll also need a couple of helpers on that committee. You'll find a description of the committee's roles and responsibilities in the newsletter. Anyone who intends on running for an executive position, cannot be part of the nominations committee. As for the election in May the list of positions include: president, vice-president, treasurer, secretary, workshops, program, library, and membership, website and newsletter. Plus we have committee leads - those positions include, UFO, 50/50, retreats, quilt show and Connecting Threads. We have job descriptions for each position if you are interested. There are lots of people with experience who you can talk to if you need a better understanding of the role.



Please consider taking a turn at one of these positions. It's not a great deal of commitment, and your help would be appreciated.

**Our guild can't run without the help of willing volunteers.**



Stay safe and happy quilting.

Sharon G



# Peachtree Quilt Shop

140 Albert St, Regina, SK, S4R 2N2  
306-569-1552  
peachtreequiltshop.com

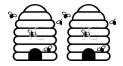


**INTRODUCING**

**\$5 SHIPPING!**

Enjoy \$5 shipping on any purchase order over \$125 \*after discounts\* anywhere in Canada!





**Nominations Committee Role and Responsibilities:**

- Chairperson finds two members to work on the committee. This committee approaches all members to find volunteers willing to take director and committee roles
- Contact all members via email and/or by phone to solicit names to come forward
- Reference overview of executive positions and duties document.
- Present report at membership meeting at April meeting. Read out the candidate names that have been nominated. Call for nominations from the floor for all positions.
- Elections are held at the May SAGM. If an election for a position is necessary, create ballots, count ballots, and present name of winner. This will likely be done electronically in May.

**President's Challenge 2021**

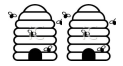
*Breakfast at Tiffany's*

See January 2021 newsletter for full details



[https://www.reginalibrary.ca/search?terms=breakfast+at+tiffanys&search\\_in=catalog&age\\_filter=all&search\\_type=KW&op=Search](https://www.reginalibrary.ca/search?terms=breakfast+at+tiffanys&search_in=catalog&age_filter=all&search_type=KW&op=Search)

**Breakfast At Tiffany's Moda Layer Cakes** <https://jellyrolls2go.com/product/breakfast-at-tiffanys-moda-layer-cakes/>



# Program

Shelby L

## February

### NATURAL BORN QUILTER

Brett Lewis has now designed his second collection of fabrics with Northcott Fabrics. He only received them in early January, and they won't be on sale until September. But we'll get to see them at the February meeting.



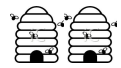
<https://naturalbornquilter.com/?fbclid=IwAR1hpaNpBtl8VXZya8ksSYphBpdwpos-xwXWCT7Rkwjb2Kt2de-PnxgIVKE>

## MARCH

Colleen M and Lorna B will present  
Log Cabin Ruler with variations.



**Jymmi Kaye** and **Heather G** are **going** to  
**give** a **demo** on  
**Ink Tense** Pencils.



**Up Yur Quilt**



Fabric  
Patterns  
Books  
Notions  
& more!

Online shopping at [www.upyurquilt.ca](http://www.upyurquilt.ca)  
St. Catharines, Ontario, (905) 938-1462.

**WORKSHOP INFO WORKSHOPS**

Heather I

*Pause*



Angela Denys 306.421.3083  
Angela@GypsySoulFabrics.ca

*Gypsy Soul Fabrics*

[www.GypsySoulFabrics.ca](http://www.GypsySoulFabrics.ca)



Bonnie R Linda W

# Sew & Sews

**117 Main Street, Carlyle SK**

**Phone: 306-453-2562**

### Quilter's New Year's Resolution...

Finish all the projects from **2020**  
that I should have done in **2019**  
after I started them in **2018**  
after planning them in **2017** and  
buying the fabric for them in **2016**  
while having the pattern for them  
since **2015!**

Stop in for your **2021** inspiration!

**Big City Selection, Small Town Service!**



[www.facebook.com/carlylesewandsews](http://www.facebook.com/carlylesewandsews)



The Guild has recently received donations amounting to **\$1465** from both members and non-members in addition to the \$1000 grant from SaskEnergy.

**We are very grateful and sincerely thank you for your generosity.**

The majority of this will be used to purchase batting for Connecting Threads.

Marlene SC

Home of Michele's Long Arm Quilting  
**OVER 8000 BOLTS OF FABRIC**  
Notions, Patterns & More

*MaMi's*  
*Country*  
*Quilts*



253 Front Street, Duck Lake,  
Sask.

Email: [mamquilts@sasktel.net](mailto:mamquilts@sasktel.net)  
Website: [mamisquilts.com](http://mamisquilts.com)  
306-467-4453

Classes and Retreats  
Book a Private Retreat

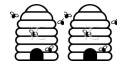


Store Hours: Monday - Saturday  
9am - 6pm

Michele is also a Certified  
Instructor for Judy Niemeyer  
Quilting

Now Order Online  
[mamisquilts.com](http://mamisquilts.com)





# Let's Quilt Together Challenge #1

## TEMPERATURE QUILT CHALLENGE

Jymmi Kaye D.

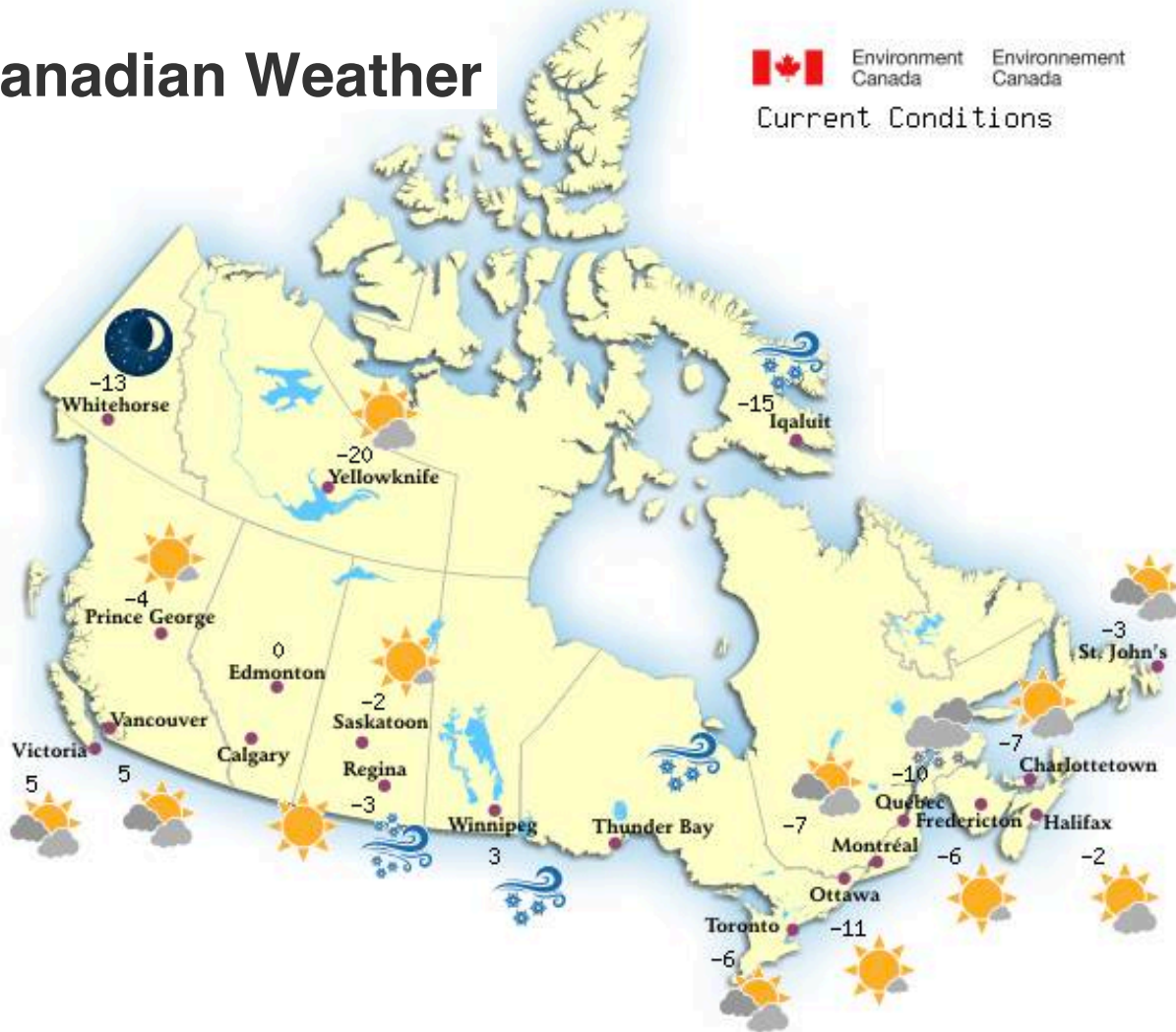
Make a quilt based on the temperature range in Saskatchewan.

One of the things Saskatchewan people talk about the most is the Weather. We recognize over the winter months we will be staying in more and continuing to social distance. Therefore, our next challenge is all about the Temperatures that we experience every day while we survive the winter months.

If you need further help, contact Jymmi Kaye at ppmguild@gmail.com.

## Canadian Weather

 Environment Canada    Environnement Canada  
Current Conditions



[https://weather.gc.ca/canada\\_e.html](https://weather.gc.ca/canada_e.html)

**TINY STITCH**

- Quilt Shop Inc. -

24 - 810 Centennial Blvd. Warman, SK S0K 4S1  
 (306) 384 - 7858 / info@tinystitchquiltshop.com  
 www.tinystitchquiltshop.com



 FOLLOW US ON INSTAGRAM AND FACEBOOK

**Second Story Quilting**  
 Widebacks and Quilters Dream Batting



**Fit For a Queen by Westrade**  
 Wide range of colors ~ Cotton and Flannel ~110"x108"

**Quilter's Dream Batting**  
 Cotton, Poly and Orient - King cuts (122"x108")

Christa Marcotte  
 Box 33  
 Torquay Saskatchewan S0C 2L0

Call or Text 306-421-7056  
 Email: [acmarcotte@sasktel.net](mailto:acmarcotte@sasktel.net)  
 Website: [www.secondstoryquilting.ca](http://www.secondstoryquilting.ca)  
 Blog: [www.secondstoryquilting.blogspot.com](http://www.secondstoryquilting.blogspot.com)

**Pictures of colors can be texted or emailed.**

**Broderick Garden Centre**  
*SO much more than a garden store!*

**Quilting Fabric**      **Art Supplies**  
**Pre-cuts**              **Quilt Kits**  
**Crafts Supplies**      **Notions**  
    **Yarn**

www.broderickgardens.ca  
 420 Saskatchewan Ave E  
 Outlook, Sask                      306.867.8999

*Sew Materialistic*  
 THE FARMHOUSE EDITION

Sew Materialistic – The Farmhouse Edition is exclusively an online web store which is owned and operated by Cindy Tyson, the owner of Sew Materialistic – Brick and Mortar location in Nipawin.

This webstore is being operated independently of the retail store featuring products inclusive to it alone.

Cindy was already a retailer and decided due to COVID in 2020 that an online platform was necessary to try and survive this new retail landscape. Cindy is a farm wife and actively involved on the farm which is four hours away from her Brick and Mortar location

Cindy is an avid quilter, discovering her love for it after taking her first class in Saskatoon in 2016!

Sew Materialistic – The Farmhouse Edition will be operated from Cindy's Farmhouse

Facebook: [www.facebook.com/sewmaterialistic.thefarmhouse](http://www.facebook.com/sewmaterialistic.thefarmhouse)  
 Instagram: [www.instagram.com/sewmaterialistic.thefarmhouse](http://www.instagram.com/sewmaterialistic.thefarmhouse)  
 Handles (same for both): @sewmaterialistic.thefarmhouse

 **Innovative Quilting**  
**Computerized Longarm Quilting**

*Specializing in "Edge to Edge" Quilting  
 Thousands of Patterns to select from*



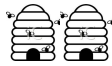
**Offering:**  
 large selection of wide fabric: Cotton, Flannel, & Fireside  
 50/50 Cotton-Bamboo & 100% Arctic Cotton Batting Plus .  
 We also sell regular fabric, notions, patterns and more..

**Open 9 to 5 Mon-Friday & most Saturdays (call ahead)**

76 Halifax Ave  
 Melville, SK  
 Phone: 306 760-1573 or 306 728-8199 cell  
[innovativequilting@sasktel.net](mailto:innovativequilting@sasktel.net)

**"IT'S NOT A QUILT UNTIL IT'S QUILTED"**

What's the buzz?



Renee B


Point standing as of  
January 28, 2021



TEAM A - 109



TEAM B - 56



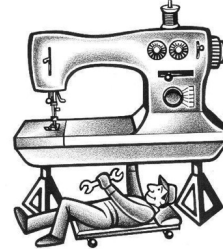
TEAM C - 127



TEAM D - 59

## TREAT YOUR SEWING MACHINE TO A SPA!

Is your sewing machine telling you it's time?



Call or text Darcy in Regina 306-501-2771  
or email [darcyzee@hotmail.com](mailto:darcyzee@hotmail.com)

## GREAT RATES!


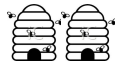
[www.sewingmachinecleaningandrepairs-regina.ca](http://www.sewingmachinecleaningandrepairs-regina.ca)

**Kits**

**Glorious & Free**

**NOW AVAILABLE**

[www.quilteronfire.com](http://www.quilteronfire.com)



## Connecting Threads

Marlene SC



Connecting Threads will be cancelled until further notice. The room at the Neil Balkwill is still available every Thur to anyone who wishes to use it. If you require batting or have quilts to

The Guild contributed 1205 pillowcases to this total over the past 6 yrs.

# American Patchwork & Quilting



# 1 MILLION

## PILLOWCASE CHALLENGE

### Thanks a million!

We are thrilled to announce that we've reached our goal in the One Million Pillowcase Challenge!

More than one million people in need have received a handmade pillowcase, thanks to your hard work.

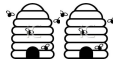
We appreciate all the individuals, quilt shops, guilds and groups, sponsors, and countless others who have supported the program over the last 10 years.

On behalf of the entire American Patchwork & Quilting team, thank you SEW much!

Watch a thank you video from our staff [here](#).

Current Count: 1,004,805

<https://www.facebook.com/onemillionpillowcases>



<https://canadianquilter.com/>

*International Quilt and Colour*

*Trends Webinar with Luana Rubin*



Join us Saturday, February 13, 2021 at 4 pm for a special Zoom webinar with Luana Rubin of [equilter.com](http://equilter.com).



Members enjoy a special ticket price of \$10 and can purchase them online now in the Members Only Studio. Don't delay as tickets for this event are limited. Non-members will have the opportunity to purchase tickets just prior to the event at a higher price. Membership has its benefits!

Note: I have tried to confirm this but my reading is that the ticket price is not covered by Guild membership.



FIRST I drink the coffee

However you energize, at Periwinkle we can help you with all the things.

The online shop has tons of new fabric, notions, and kits, plus books and patterns too. How about a new Bernina, Juki or accessories.



Then I quilt the things

*Periwinkle*  
Quilting & Beyond

270 - 2600 Eighth St. E., Saskatoon, SK  
ph: 306-933-3072 e-mail: [periwinkle@sasktel.net](mailto:periwinkle@sasktel.net)

[www.periwinkle.biz](http://www.periwinkle.biz)

follow us on *instagram* and *facebook*



[WWW.PRE-CUT-STASH.COM](http://WWW.PRE-CUT-STASH.COM)

SHOP PRECUTS AND  
PATTERNS

ORDER ONLINE AND  
PICKUP IN STORE



1230 ST. JOHN STREET, REGINA, SK  
306-585-2227





## Inaugural Poet Amanda Gorman on Her Career-Defining Address and Paying Homage to Maya Angelou

BY LIAM HESS January 20, 2021



Photo: Getty Images

Under a decade ago, Amanda Gorman was still a teenage student in Los Angeles, spending her days devouring the works of Toni Morrison and furiously scribbling in her journals with the dream of one day becoming a writer. After submitting her poems to local competitions, she was named the Youth Poet Laureate of Los Angeles in 2014, becoming the first National Youth Poet Laureate three years later. And today, at 22 years old, Gorman steps up to her biggest career milestone yet: delivering an original poem, titled “The Hill We Climb,” to celebrate the inauguration of Joe Biden as president of the United States.

# VOGUE

<https://www.vogue.com/article/inaugural-poet-amanda-gorman-interview>

How Gorman got here feels more like fate than simple serendipity. A powerful reading of her poem “In This Place: An American Lyric,” delivered at the Library of Congress in 2017, caught the eye of Dr. Jill Biden, who contacted her last month about writing an original poem for her husband’s swearing-in ceremony.



Photo: Stephanie Mitchell

Inaugural poet Amanda Gorman delivers a poem at Joe Biden's inauguration

<https://www.youtube.com/watch?v=jp9pyMqnBzk>

**Amanda Gorman** From Wikipedia, the free encyclopedia [https://en.wikipedia.org/wiki/Amanda\\_Gorman](https://en.wikipedia.org/wiki/Amanda_Gorman)

**Amanda S. C. Gorman** (b. 1998) is an American poet and activist from Los Angeles. Her work focuses on issues of oppression, feminism, race, and marginalization, as well as the African diaspora. Gorman was the first person to be named National Youth Poet Laureate. She published the poetry book *The One for Whom Food Is Not Enough* in 2015. In 2021, she delivered her poem "The Hill We Climb" at the inauguration of Joe Biden.



# Ghana



[https://en.wikipedia.org/wiki/Flag\\_of\\_Ghana](https://en.wikipedia.org/wiki/Flag_of_Ghana)



Ghana, [country](#) of western [Africa](#), situated on the coast of the [Gulf of Guinea](#). Although relatively small in area and population, [Ghana](#) is one of the leading countries of Africa, partly because of its considerable natural wealth and partly because it was the first black African country south of the [Sahara](#) to achieve independence from colonial rule.

<https://www.britannica.com/place/Ghana>

Initial records show that the first Ghanaians came to Canada in the 1960s with the current population at around 60, 000 in the present day.

<https://canadianvisa.org/blog/life-and-culture/ghanian-immigration-support-in-canada-:-~:text=Initial records show that the,000 in the present day>

In 1906, Quebec missionaries established a church in Navrongo in northern Ghana, marking the arrival of a Canadian presence in the country. Bilateral relations between Canada and Ghana are strong and based on more than 60 years of global cooperation, particularly in the United Nations and the Commonwealth. Ghana has established strong democratic credentials. Freedom of expression, a dynamic press and an active civil society are part of the Ghanaian political landscape.

[https://www.canadainternational.gc.ca/ghana/bilateral\\_relations\\_bilaterales/canada\\_ghana.aspx?lang=eng](https://www.canadainternational.gc.ca/ghana/bilateral_relations_bilaterales/canada_ghana.aspx?lang=eng)






## What Is Kente Cloth?

In the Ashanti origin story, Kente cloth is said to be traced back to two farmers from the Bonwire Village, named Krugu Amoaya and Watah Kraban. According to the legend, the men were hunting when they encountered a brilliantly patterned spider web spun by Ananse, a trickster spider from West African lore. Ananse agreed to demonstrate the weaving technique to the farmers in exchange for some favors, and the two men shared their impressive results with the Ashanti king. <https://www.sankofaedition.com/blogs/know-sankofa/who-invented-the-kente-cloth>

## Ghana

Here are a few colors commonly found in kente cloth, and their meaning, per Sankofa Edition and Adinkra Brand.

- black: spiritual strength, maturity, mourning and funeral rites
- red: blood, death, political passion, strength
- blue: peace, love, unity, and harmony
- gold or yellow: wealth, royalty
- green: growth, harvest, renewal
- white: purity, cleansing rites, festive occasions
- purple or maroon: Mother Earth, healing, protection from evil



<https://www.housebeautiful.com/design-inspiration/a33670853/what-is-kente-cloth/>

Kente is considered to be the most famous of all African textiles, and one of the world's most complicated weavings. This cloth is special as it is worn as a piece of clothing and each pattern design and each color has a name and a special meaning.

To make a magnificent Kente cloth the artist hand weaves a yarn on a narrow horizontal loom. The artist will make strips of cloth that are about 3-5 inches wide and about 5-6 feet long. Customarily only men are allowed to weave the cloth. Women, on the other hand, sew strips of the cloth together to form glorious garments.

<http://marytequilts.eu/2018/12/ghanaian-textiles/>






# Quilt Discovery Experience

## Eight Pointed Star

Stars are probably the most common motif used on quilts. Homesteaders traveling West used the stars for guidance; and they looked upon stars as religious symbols of their faith in God.

There are hundreds of star patterns. Some quilts have just one large radiating star, often called the Star of Bethlehem or Blazing Star, while in other quilts, dozens of smaller stars are used.



The simplest and most popular star pattern is an eight-pointed star.

A star pattern is not an easy design to cut or sew. Precision is extremely important as any inaccuracy in cutting or piecing is multiplied as pieces are added. If poorly pieced, the quilt will not lie flat when finished.

An intricate star pattern was one way for a woman to show her needlework skills.

Many times the quilt maker deliberately sewed a mistake somewhere in the quilt. It is thought, by some, that this reflected the maker's faith in God; for only God can make a perfect thing.

<https://www.nps.gov/home/planyourvisit/quilt-discovery-experience.htm>

# The Quilter's Will!

## The Quilter's Last Will And Testament\*

I, \_\_\_\_\_, being of sound mind (a statement which does not bear close examination) do hereby record my last will and testament.

Knowing that \_\_\_\_\_, my \_\_\_\_\_ (husband, sister, or friend) hasn't the least understanding or appreciation for, or for that matter, knowledge of my extensive fabric collection, which collection is suitably deposited in sundry places for safekeeping.

Knowing also that \_\_\_\_\_ has already notified the local dumpster to pick up and dispose of the before mentioned collection "willy-nilly" (the thought of which causes me a most severe case of hives).

Therefore, I do will this collection and all other collections related to it, to my dear friend and fellow fabric preservationist, \_\_\_\_\_.

It is my wish that she/he, upon hearing of my death and obtaining clear proof that I did not manage, although goodness knows I tried, to take it with me, would come to my home post haste, before the dumpster, and search out my collection which is similarly stored at her own abode.

That she should rescue said collection and stack it in my quilting studio, along with my sewing machines, frames, old buttons, lace, patterns, quilts, dolls and works in progress.

After she/he has done this, she/he should purchase refreshments for my friends not yet departed, which friends are also her/his friends, and every last one shall be in that room and they shall hold a wake and say lovely and kind things about me until they run out and then they shall divide amongst themselves, by lot, my wonderful collection.

I shall be hovering over that very spot until this is done. \_\_\_\_\_ shall then quit this spot and close the door, leaving trivialities to those who do not understand. This is my wish on the matter.

Signed: \_\_\_\_\_ Date: \_\_\_\_\_

Notarized: \_\_\_\_\_ Date: \_\_\_\_\_

\*This is not a legal document

Written By Elinor Peace Baily, Published in "The Cloth Doll" Spring/Summer 1990

<https://quiltville.blogspot.com/2005/06/quilters-will.html>

suggested by Marlene SC

# Inspiration



The MannArtGallery presents 45th annual

# Winter Festival Art Show & Sale

with Guest Curator Heather Benning

**February 12 – March 27 2021**

Virtual Reception and Awards:  
Friday, February 12, 7PM

Virtual Curator Walk Through:  
Saturday, February 13, 10AM-1PM

 Mann Art Gallery  @mannartgallery

We are grateful for the ongoing support of our patrons

**Diane and Roger Mann**

    **Business / Arts**

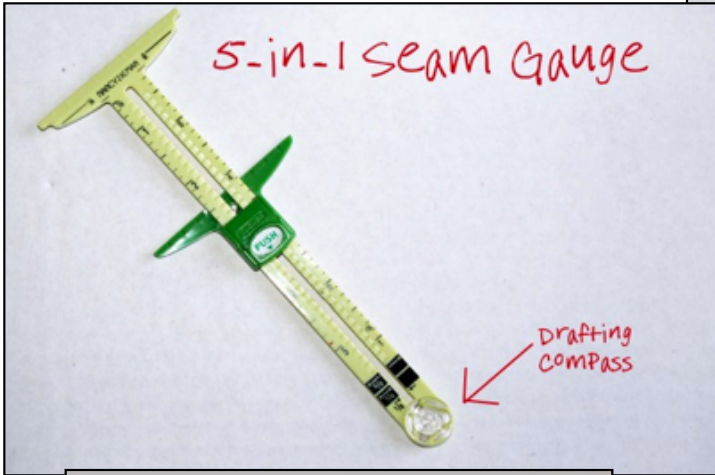

 

142 - 12th Street West, Prince Albert SK S6V 3B5 / 306-763-7080 / mannartgallery.ca

<https://www.facebook.com/events/mann-art-gallery/winter-festival-art-show-sale-opening/518516809058038/>

# 7 TOOLS FOR BETTER SEWING as suggested by **Sewing Parts** online.com

Contact our advertisers  
for availability



# REBECCA PAGE

<https://rebecca-page.com/>

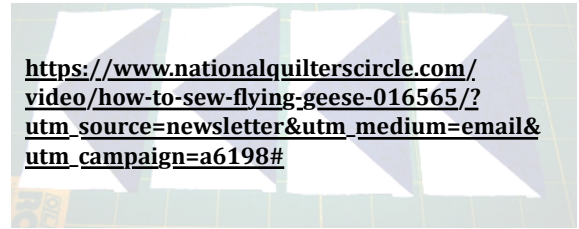


<https://rebecca-page.com/quiltsummit/>



<https://www.nationalquilterscircle.com/free-quilting-patterns/>





[https://www.nationalquilterscircle.com/video/how-to-sew-flying-geese-016565/?utm\\_source=newsletter&utm\\_medium=email&utm\\_campaign=a6198#](https://www.nationalquilterscircle.com/video/how-to-sew-flying-geese-016565/?utm_source=newsletter&utm_medium=email&utm_campaign=a6198#)

Flying geese are common units in many different quilt patterns. While there are several different methods for making them, learn how to make them faster by making four flying geese at a time- Toby Lischko shows you how.

Flying Geese Quilt Block Toby begins by talking about how a flying geese quilt block is made. If you break it down into parts, a flying geese is made from two half square triangles and one quarter square triangle. You can either make the flying geese unit by cutting those triangles, making it from one rectangle and two squares, or by using Toby's fast flying geese method, which has you cut one larger square and four smaller squares. She explains that patterns will generally give you cutting instructions for the size of pieces you will need, depending on the method used in the pattern. However, if a pattern gives you cutting instructions for a different method and you are wanting to make four flying geese at a time, like shown in this tutorial, Toby shares the mathematical formula for how to figure out what size pieces you will need.



By [Samantha Miller](#)

[https://www.nationalquilterscircle.com/article/quick-easy-t-shirt-quilt-tutorial/?utm\\_source=newsletter&utm\\_medium=email&utm\\_campaign=a6198](https://www.nationalquilterscircle.com/article/quick-easy-t-shirt-quilt-tutorial/?utm_source=newsletter&utm_medium=email&utm_campaign=a6198)

### Design Decisions for Your T-Shirt Quilt

A T-shirt quilt is a personal, custom project based on items you already own – each finished quilt will be uniquely yours – and each will have its own look and flavor. Take some time to plan out a design for your quilt. Think about layout and how you want your shirts to look. Do you prefer a uniform look with square blocks that are all the same size or do you want to fussy cut each T-shirt to perfectly highlight the design portion, and then put your quilt together like a puzzle? It may be helpful to fold the T-shirts and lay them out on the ground to get an idea of which type of layout you prefer.



## Suggested Standard Quilt Sizes for Beds

Our suggested quilt size dimensions are based in most cases on a mattress depth of 15". No extra length is included for a pillow tuck. Quilting, if moderate to heavy, may reduce the finished size of your quilt by 1" to 3" or more and should be considered when planning the finished size of your quilt.

<https://www.quiltingdaily.com/suggested-quilt-measurements-for-common-standard-bed-sizes/>



### Quilt Sizes for Standard Beds

Bed Type	Mattress Size	Suggested Quilt Size
Crib/Toddler	28" x 52"	36" x 60"
Youth	33" x 66"	54" x 78"
Twin/Single	39" x 76"	70" x 90"
XL Twin	39" x 80"	70" x 95"
Full/Double	54" x 75"	84" x 90"
Queen	60" x 80"	90" x 95"
King	78" x 80"	108" x 95"
California King	72" x 84"	102" x 100"

**To figure ideal quilt size for a specific bed** (covering mattress top, sides, and foot):

Measure mattress width (W), length (L), and depth or thickness (D).

$$\frac{\text{W}}{\text{W}} + 2 \times \frac{\text{D}}{\text{D}} = \frac{\text{ideal quilt width}}{\text{ideal quilt width}}$$

$$\frac{\text{L}}{\text{L}} + \frac{\text{D}}{\text{D}} = \frac{\text{ideal quilt length}}{\text{ideal quilt length}}$$

For example: Mattress width of 60", length of 80", depth of 12"

60" + 2x12" = 84" ideal quilt width

80" + 12" = 92" ideal quilt length

Quilt pattern should ideally finish at 84" x 92" for this bed.

Add more for pillow tuck (add 10" to ideal quilt length), heavy quilting, longer desired drops, etc.



**2KUTV**

[https://kutv.com/features/pay-it-forward/papa-makes-quilts-to-wrap-people-in-need-with-love?fbclid=IwAR1fYHOr\\_Ohy3SfvrFprOE3w-fu\\_3HqFuelqrg9E6\\_AMqXYQ\\_O9UNWVPOqq](https://kutv.com/features/pay-it-forward/papa-makes-quilts-to-wrap-people-in-need-with-love?fbclid=IwAR1fYHOr_Ohy3SfvrFprOE3w-fu_3HqFuelqrg9E6_AMqXYQ_O9UNWVPOqq)

## 'Papa' makes quilts to wrap people in need with love

BY MAREN JENSEN WEDNESDAY, JANUARY 13TH 2021



*Pay it Forward: 'Papa' makes quilts to wrap people in need with love (Photo: KUTV)*

For 15 years, Brent Rushton - affectionately known as "Papa" - has pieced together beautiful quilts to donate.

"I've given them to the Road Home shelters and the veterans," said Ruston. His latest batch of masterpieces is going to refugees. One year he made a quilt for the Festival of Trees, which sold for \$3,000.



He says he's probably made between 200 and 300 quilts over the years. That's a lot of time spent in his shop - which was originally meant for wood working. He used to spend 12 hours a day in there, quilting away.



*A Year of New Experiences*

Dianne Young, an alumna of Saskatchewan Polytechnic’s Biosciences Technician and Educational Assistant programs, shaped her journey through life with a love for learning and trying new things. An award-winning author, her most recent publication, **60 Things: A Year to Remember**, is a humorous memoir of the year Dianne turned 60.



<https://alumni.saskpolytech.ca/impact/news/young-at-heart?srctid=1&erid=399148&trid=13efda5e-a859-4407-8435-a35085509007>



**ALUMNI AWARDS**

**2020 ALUMNI CROWNING ACHIEVEMENT AWARDS**  
**Presented by the University of Regina Alumni Association**

Join us on Wednesday, February 10 at 8 p.m.

Watch on AccessNow TV, [YouTube](#) or [Facebook](#)



ROSALIE TSANNIE-BURSETH

SHAWNA ARGUE

ROBERT JAMONT

JACQ BRASSEUR

CHRISTINE SELINGER

<https://alumni.uregina.ca/ACAA?erid=238794&trid=b59948a3-f217-4d11-9144-7e4347e8bd92>

**Free**



Music



(NOTE: these are also fee based services but offer a free service)



<https://www.spotify.com/ca-en/>



What is SoundCloud?

<https://soundcloud.com/discover>

SoundCloud is the world's largest open audio platform, powered by a connected community of creators, listeners and curators on the pulse of what's new, now and next in culture. Founded in 2007, SoundCloud empowers the world's audio creators with the best tools, services and resources to build and grow their careers. With over 190 million tracks from 20 million creators heard in 190 countries, what's next in music is first on SoundCloud.

## NO QUILT QUILTING

Professional Longarm Quilters

Moose Jaw, SK

All our prices are very competitive.

We offer basting to extreme custom work. We offer it all!

With no training session involved, you can just walk in and start to load your quilt.

You can also have us pre-load your quilt for a small charge.

During a one-on-one session of no less than 4 hours, you may choose from many threads, and a large variety of edge to edge designs

- a creation that's all your own.

If you have ever wanted to experience quilting your own quilt on a computerized machine with thousands of edge to edge designs to choose from, we have a plan for you!

We're offering our computerized Gammill Statler longarm machine in a great deal.

This will be a no sweat, and no stress experience

Of course, we still offer quilting for those who want to continue to have us quilt for you.

We also have a large selection of battings, including wide, black, wool/cotton blend, bamboo, 100% natural cotton, 100% cotton bleached white, 80/20 cotton poly, the last 2 being available in Hobbs, and Arctic.

With the lowest prices around, don't hesitate to give us a call to book your spot!

You can call Colleen at 306-631-5303.

Please don't hesitate to call us for any of your longarm needs.



# Saskatchewan COVID-19 Vaccine

[https://www.saskatchewan.ca/covid19-vaccine?utm\\_source=facebook&utm\\_medium=newsfeed&utm\\_campaign=vaccine\\_availability&fbclid=IwAR0F9CTEU4pbL\\_E4WVgSx8Uf7d2lZfpcgzyCq54KzeJhKIRP1jF3H3eIc3g](https://www.saskatchewan.ca/covid19-vaccine?utm_source=facebook&utm_medium=newsfeed&utm_campaign=vaccine_availability&fbclid=IwAR0F9CTEU4pbL_E4WVgSx8Uf7d2lZfpcgzyCq54KzeJhKIRP1jF3H3eIc3g)

Saskatchewan has developed a COVID-19 Vaccine Delivery Plan. Saskatchewan is working closely with the Public Health Agency of Canada (PHAC) which negotiates and procures vaccine directly with manufacturers on behalf of provinces and territories.

## COVID-19 Vaccine Questions and Answers

### How does the vaccine protect against COVID-19?

mRNA vaccines teach our cells how to make a protein that will trigger an immune response without using the live virus that causes COVID-19. Once triggered, our body then makes antibodies. These antibodies help us fight the infection if the real virus does enter our body in the future. The vaccine is given as a needle in the upper arm. The Pfizer and Moderna vaccines will require two doses.

*As of January 23, 2021*

Zone	1st Doses Given	2nd Doses Given	Total Doses Given
Far North West	1,374	0	1,374
Far North Central	352	0	352
Far North East	1,767	0	1,767
North West	1,705	0	1,705
North Central	4,277	0	4,277
North East	1,421	0	1,421
Saskatoon	6,910	1,535	8,445
Regina	6,258	1,880	8,138
Central West	0	0	0
Central East	2,296	1	2,297*
South West	0	0	0
South Central	0	0	0
South East	2,609	0	2,609*
<b>Totals:</b>	<b>28,969</b>	<b>3,416</b>	<b>32,385</b>

# Minimalism

## Nothing New Year

“Reduce, Reuse, Recycle” — Mom

<https://mynothingnewyear.com/Read-More>

“Every dollar you spend, or don’t spend, is a vote you cast for the world you want” — L.N. Smith

It has been about four years since I gave away 90% of my belongings. Finding out about minimalism at 21 was an almost out-of-body giddy moment, convinced that this has to be one of the recipes to happiness. In 2019, still addicted to that same lightness, I started looking for ways to push it further. Having already simplified my life to only the objects that add value, I now had to figure out the best way of bringing those recurring items into my life.

**I wanted to see if it was even possible to personally stop supporting consumerism for a year. I wanted to try buying nothing new for a full year; not so much to analyze what objects I was bringing into my life, but rather who I was supporting monetarily with my daily existence. I wanted to know if I could even step out of a system that makes it a fight to find a company that is manufactured ethically & sustainably sourced & vegan & not green washing — only to then find out they were secretly bought out by Procter & Gamble.**

The working theory was that if I only acquire objects that people have already purchased but no longer want for whatever reason (the shampoo didn’t work on their hair type, they bought the wrong size, they are decluttering, etc) then I am getting around giving any money to these corporations at the same time that I am saving an item from being wasted. The motivation was never about saving money, but due to this experiment I ended up saving around 3100\$ CAD.

**Can you use your stash before buying more?**



**Nifty Notions**

- LOTS OF BATIKS & TONE-ON-TONES
- THREAD
- ACCESSORIES
- SAMPLES

WIDE BACKING  
**20% OFF**

Call to visit! 306-332-5516  
MYRNA SNIDER FORT QU'APPELLE, SK



**TERRY WHITMAN**  
Custom Longarm Quilter

1-304-634-4603

Box 1586, Estevan SK S4A 2L7  
gary.whitman@sasktel.net

## Loreen's Sewing School

Children's Sewing Classes

Registered "Kids Can Sew" Instructor

Loreen Yanko, Owner

[loreenyanko@gmail.com](mailto:loreenyanko@gmail.com)

95 Dale Cres Regina, Saskatchewan S4N 5J6

## Quilters Haven

422 Main Street North

Moose Jaw S6H 3K2

306-693-8523

email: [quiltershaveninc@sasktel.net](mailto:quiltershaveninc@sasktel.net)

website: [quiltershaveninc.ca](http://quiltershaveninc.ca)

If you **LIKE** us on **FACEBOOK** you can keep up to date with all the current happenings in our shop.  
Heather, Arlyce & Staff at Quilters Haven

# black history month

[https://www.impactree.com/blog/black-history/?gclid=EAIaIQobChMIp7OSt\\_LE7gIV9yCtBh3vJw3QEAAAYASAAEgI2BvD\\_BwE](https://www.impactree.com/blog/black-history/?gclid=EAIaIQobChMIp7OSt_LE7gIV9yCtBh3vJw3QEAAAYASAAEgI2BvD_BwE)

## Colleen's Quilting

Longarm Quilting Service

Colleen Matheson 290 Qu'Appelle Drive West  
[mathesonc@sasktel.net](mailto:mathesonc@sasktel.net) Lumsden, Saskatchewan

306 731-3603

SoG 3Co

APQS Millennium

## Loreen's Longarm Quilting Services

Loreen Yanko Owner

[loreenyanko@gmail.com](mailto:loreenyanko@gmail.com)

95 Dale Cres

Regina, Saskatchewan S4N 5J6

306 761-0841

# CLASSIFIED

## Ads

### Walking Foot Quilting

#### Designs by Melissa Marginet

The above book was mentioned in the January meeting, by the program guest. I was wondering if anyone had a copy they no longer wanted.

Contact Brenda Boos

I have a collection of vintage diamond quilt blocks from the 40's or 50's. They were cut using a cardboard template and cut with scissors. So not all exactly the same size but you can still easily piece.

Free to anyone who feels they would like a winter project.

Pictures on the Guild website:

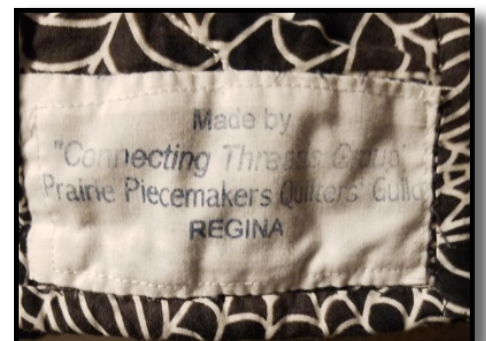
<https://www.facebook.com/692627574157945/posts/3624207584333248/>

Contact Mary Field if interested.




I have meaning to do this for a year. I received a beautiful blanket when my son Miguel was air ambulated to Saskatoon last Christmas. He was very very sick and the blanket you gave provided comfort at an extremely difficult time. I didn't realize then how this blanket would be a constant reminder of the gratitude my family has that he was healed and was able to come home to us. Please pass my deepest thanks to the wonderful people who made it.

With sincere gratitude,  
Stephanie G



*(Any child that is transferred to S'toon (usually to PICU) is sent with one of our quilts. Marlene SC)*



*We wish them well ...*





Prairie Piecemaker's Quilter's Guild General Membership Meeting Time: Feb 2, 2021 07:00 PM  
 Join Zoom Mtg Meeting ID: 831 2648 5537 Passcode: see email from Membership Committee

<https://prairiepiecemaker.us2.list-manage.com/track/click?u=a1989b2f24b62aabc2d3e152d&id=c4c09c8243&e=8647dd80d0>

Call to Order	Sharon
Minutes from Jan. meeting	Sharon
Introduction of Program	Sharon
Program	Brett Lewis - Natural Born Quilter
(program will last about 60 mins - including time for questions and answers)	
<b>Break:</b>	<b>5 mins</b>
Need for nominating committee	Sharon
Show and Share	Everyone
Door Prizes	Sharon
Adjourn Meeting	
<b>Next meeting - March 2, 2021</b>	

**Prairie Piecemakers Quilters' Guild Regular Monthly Meeting – January 5, 2021**

*Zoom Virtual Meeting due to COVID-19 Gathering Restrictions*

**Welcome and Call to Order** – the President Sharon G. called the meeting to order at 7:01 p.m.

**Approval of Meeting Minutes** – Minutes of the November 3, 2020 meeting were approved. Motion to accept the minutes made by Jymmi Kaye and seconded by Shelby. Carried.

Program – Shelby L. introduced Joan G. with Edge Finishes and Borders.

**Director Reports:**

**President** – Two challenges on the go. Temperature quilt challenge and a quilted object related to a book, *Breakfast at Tiffany's*. There will be prizes. Deadline is the June meeting.

**Website** – Jymmi Kaye D. reported the most hits ever after posting the Meals on Wheels placemats. The pillowcase and quilt donations produced a lot of website response, also. There are many viewers from many countries visiting our sites. We are looking for guest quilters that can be a guest blogger. Email Jymmi Kaye if you are interested. The temperature quilt is going but is kind of boring because the weather is boring. Sharon G. and Mary F. displayed their temperature quilts. Environment Canada has median temperatures in their historical data; those could be used as well as highs and lows.

**Workshop** -- Heather I. is cancelling all workshops until it is possible to hold.

**Program**—Shelby L. reported Jymmi Kaye D. is presenting a demonstration on Inktense pencils. Heather G. is going to help with the presentation. March program is Colleen M. and Lorna B. presenting Log Cabin Variations.

**Membership**— Cheryl A. reported 58 members in attendance tonight. Mailchimp is our new communications service, so please check your spam for missing messages. The same meeting number and password will be used for the rest of the meetings for the year.

**Committee Reports:**

**Connecting Threads** – All meetings are cancelled until further notice. A message will be sent out when things change. Darlene and Marlene have batting and labels if you need. They will continue to distribute quilts to our charities as usual.

**UFO** – Renee advised the newsletter has the details. Email Renee of your finished quilts. Please indicate the quilt item number on your list.

**Retreats** – Dallas Valley will likely not happen because it is not safe but a final decision has not been made. Stay tuned.

**Show and Share**

**Door prizes** – Winners are Kath W. and Carol G.

**Adjournment** – Meeting was adjourned at 8:19 p.m.

**Next meeting is February 2, 2021.**

## Advertising Information

The Prairie Piecemakers Quilters' Guild is entering its twenty-seventh year as an incorporated organization, serving quilters, promoting the quilting arts and supporting the development of quilting in Regina. Your advertisement is an effective way to reach a local and a broader audience of quilters:

**Local audience:** the Prairie Piecemakers Quilters' Guild publishes 10 newsletters each year, monthly from September through June. The newsletter is distributed to all Guild members (currently 128 members and growing).

**Extended audience:** advertisers in the newsletter are recognized on the Guild website ([www.prairiepiecemaker.com](http://www.prairiepiecemaker.com)) with a link to their website and/or contact information.

Each newsletter is posted on the Guild website and remains available for public download through the newsletter archive.

### Timelines:

Advertisers should send their advertisement copy to the editor of the guild newsletter two weeks before the end of the month prior to the next issue of the newsletter. Please see the Guild website for our Advertising Guidelines.

### Contact:

**Inside the Guild** Newsletter Editor  
 Prairie Piecemakers Quilters' Guild  
 Box 33043, Cathedral P.O.  
 Regina, SK S4T 7X2  
 Telephone: 306-584-9509  
 Email: [newsletterppm@gmail.com](mailto:newsletterppm@gmail.com)  
 Website: [www.prairiepiecemaker.com](http://www.prairiepiecemaker.com)

## Want to join the Guild?

Visitors and new members at all levels of quilting are welcome.

Guild membership consists of quilters of varying ages and abilities who share a great appreciation for the art of quilting and the fabric used to piece the quilts together:

- The membership year runs from July 1 to June 30 of the following year.
- New members are welcome at any time during the quilting season.

The Guild is a member of the Canadian Quilters' Association.

Please contact us by email at [ppmqguild@gmail.com](mailto:ppmqguild@gmail.com), through the website, or directly to a Membership Committee member (pg. 2).

## Inside the Guild

### Commercial Advertising Rates

Single Issue Rate			Full Year
Category	Size	Rate	Rate
Full page	7.5" x 10"	\$50.00	\$250.00
Half page (horizontal)	7.5" x 5"	\$25.00	\$125.00
Half page (vertical)	10" x 3.75"	\$25.00	\$125.00
Quarter page	3.75" x 5"	\$16.00	\$80.00
Business card	3.75" x 2.5"	\$8.00	\$40.00

### Non-Commercial Classified Advertising Rates

Advertisements must be sewing, quilting, or fibre art related. 1/4-page and 1/2-page advertisements, containing a photo, a graphic, or an image are to be in .pdf, MSWord, or .jpeg format (ready for insertion) and sent to [newsletterppm@gmail.com](mailto:newsletterppm@gmail.com). Include your complete contact information.

Please make your cheque payable, in the correct amount, to PPQG and forward it to Prairie Piecemakers Quilters' Guild, Box 33043, Cathedral PO, Regina, SK. S4T 7X2.

Advertisement Sizes	Guild Member	Non-Guild Member
	Per issue	Per issue
Classified Ads of 50 words or less - no photo, graphics, or images	FREE maximum insertion 3 months	\$8.00
1/4 page	\$5.00	\$16.00
1/2 page	\$10.00	\$25.00

Except where noted, all graphics and photographs are from Google Images.

**Privacy of Information:** As a public organization, the Prairie Piece Makers Quilters' Guild, Inc. (PPQG) is compelled to abide by the Canadian rules applying to the Privacy of Information. We cannot share information about members without this consent. The personal information collected consists of name, address, telephone number, and email address and is used to contact members for Guild business. As the Guild's membership form does not specifically ask members if they will allow their names to be published in the newsletter, the newsletter will not publish full names, excepting for the executive and committee chairpersons, who have signed disclaimer forms for the editor or when expressed permission is provided. When submitting articles for the *Inside the Guild* newsletter, please state as to whether you will allow your full name to be published in the newsletter print format, available at Guild meetings and the online copy published on the Guild's website. *Thank you.*