



Prairie Piecemakers Quilters' Guild

Inside the Guild

Website: www.prairiepiecemaker.com

Facebook: Prairie Piecemaker Quilters' Guild

Newsletter: newsletterppm@gmail.com Email:
ppmqguild@gmail.com

Prairie Piecemakers Quilters' Guild

Box 33043, Cathedral P.O.

Regina, SK S4T 7X2

Copyright: Prairie Piecemakers Quilters' Guild Inc.

Meeting Dates 2022-2023

Good Shepherd Lutheran Church
3825 Hillsdale Street Regina SK

First Tuesday of the month at 7 pm:

*February 7, 2023

*March 7, 2023

April 4, 2023

May 2, 2023

June 6, 2023

*** ZOOM MEETINGS**

DISCLAIMER Information contained herein regarding any specific person, commercial product, or service by trade name, trademark, manufacturer, or otherwise, does not constitute or imply its endorsement, recommendation, or favouring by Prairie Piecemakers Quilters' Guild or its directors

President's Message

You tried to start a gang, but it turned into a quilt guild.

That's a joke my friend often makes. But in her own case, insert "book club" instead of quilt guild.

And in my case, I know that it's not exactly true. The Prairie Piecemakers have been around for a very long time before I came along. But as President, I wanted to try to spark change. Make the guild fun, more welcoming, a place for ideas, and for sharing. While I can't say I accomplish those goals 100 per cent of the time, I've hope we feel a little closer to that aspiration. But as anything in life, I didn't manage that alone. In the three years I've been president, I've had fantastic company on the board.

As we head towards spring, and our inevitable elections, there are five positions available, including: Workshop, Newsletter, Vice president, Treasurer, and Membership positions are all up for election. Jymmi Kaye has graciously stepped forward to head our nominating committee. And I'm asking you to consider joining this gang. Why not hop on board our board? Yes, there is work involved in taking a position on the board, but this isn't onerous. And you have a say in the future of the guild, and whatever position you take on. So please, give it some thought. We're a fun and supportive group, and we welcome you to be a part of it.



Sharon G

Agenda

February 2023 Agenda

Welcome	Sharon
Program intro	Linda
Program	John McPhail - Art East Quilting (expect 45 - 60 minutes)

breakout rooms - 10 mins

President's Report	Sharon
Program Report	Linda
Workshop Report	Aline
Nomination Committee Report	Jymmi Kaye
Library Report	Dianne
Zoom Sew day	Lynn
Mystery Quilt	Tannis
Membership Report	Cheryl
Door Prizes	Sharon
Show and Share	Everyone

Adjourn

Next meeting is March 07, 2023 via ZOOM.

UFO Challenge



TEAM A 62 points

TEAM B 52 points

TEAM C 73 points

T|S

TINY STITCH QUILT SHOP INC.

24 - 810 CENTENNIAL BLVD
WARMAN, SK S0K 4S1
(306) 384 7858
TINYSTITCHQUILTSHOP@GMAIL.COM

SHOP ONLINE:
WWW.TINYSTITCHQUILTSHOP.COM



Angela Denys 306.421.3083
Angela@GypsySoulFabrics.ca

The convenience of a fabric shop without restrictions of 4 walls!
Gypsy Soul Fabrics is a pop-up shop that carries a wide variety quilting supplies
We are mobile & available for your event! Call us to book today!

 *Gypsy Soul Fabrics*

Cindy-rella's
Sewing & Quilting



Our Craft Palace

We look forward to seeing at the store to check out our new arrivals

Check out our website for upcoming classes

<https://www.sewcindy-rella.com/module/events.htm>

2-1230 St John Street
Regina, Saskatchewan
Phone: 306-585-2227

Second Story Quilting

Widebacks and Quilters Dream Batting



Fit For a Queen by Westrade

Wide range of colors ~ Cotton and Flannel ~110"x108"

Quilter's Dream Batting


Cotton, Poly and Orient - King cuts (122"x108")

Christa Marcotte

306-421-7056

www.secondstoryquilting.com


<https://www.facebook.com/secondstoryquilting>



Innovative Quilting

Computerized Longarm Quilting

*Specializing in "Edge to Edge" Quilting
Thousands of Patterns to select from*



Offering:

**large selection of wide fabric: Cotton, Flannel, & Fireside
50/50 Cotton-Bamboo & 100% Arctic Cotton Batting
Plus .**

We also sell regular fabric, notions, patterns and more..

Open 9 to 5 Mon-Friday & most Saturdays (call ahead)

76 Halifax Ave

Melville, SK

Phone: 306 760-1573 or 306 728-8199 cell

innovativequilting@sasktel.net

"IT'S NOT A QUILT UNTIL IT'S QUILTED"



WE ARE HIRING!

FABRIC SALES ASSOCIATE

A part-time position for fabric sales associate is available for immediate employment at Peachtree Quilt Shop in Regina. Retail experience would be beneficial and quilting experience is required.

CONTACT US

- ☎ (306)-569-1552
- ✉ Info@northgatesewing.com



Peachtree Quilt Shop

Program Information

**John MacPhail - Art East Quilting Co.
will be our February 7, Zoom presenter.**

John grew up in South-Western Ontario and has been a crafter and maker for as long as he can remember. The maker influence was strong in his family and he would be encouraged to create at every opportunity.

While so many mediums inspired his creativity, it was his love of theatre and costume that eventually led to his peaked interest in sewing and textiles.

John received his BA with Honours from Dalhousie University. It was here that he discovered his love for historical costuming, modern pattern drafting and unconventional sewing techniques. John discovered his passion for everything quilts almost by accident, while searching for a sewing project to occupy his down time. This quickly became his career focus, and started Art East Quilting Co. under which he publishes modern quilt patterns and offers custom quilts, fabric goods and art pieces. He loves using quilting in various art forms, and has become known for his textile animal portraits. John enjoys spreading his love of quilting worldwide through his various virtual workshops which range from traditional quilting techniques, modern unconventional thread application and quirky raw-edge appliqué pet portraits.



TREAT YOUR SEWING MACHINE TO A SPA!

Is your sewing machine telling you it's time?

**Call or text me (Darcy) in Regina at
306-501-2771.**

Or send me an email to darcyzee@hotmail.com

**You can also visit my website at
www.sewingmachinecleaningandrepairs-regina.ca
GREAT RATES!**

Program Information Con't

Cheryl Arkison will be our March 7th , Zoom presenter.

Back when I started quilting it was practically unheard of for a 23 year old to do so, but there I was. Now, over 20 years later I haven't stopped. In addition to my own creative work, I love to teach, write books, spread the gospel of improv, and design quilts. Every now and then I make a garment, my Grade 8 Home Ec Teacher would be proud.

When it comes to making I am happy to make what inspires. I am well known for my use of bold colour and the quiet whispers of low volume fabrics but I will use anything in between as well. Use what you **love**, **make what makes you** happy. Just get your butt in the seat and sew. I am a huge proponent of play and though The Quilters' Playcation lead us all on adventures!

In the past decade I've published three books: Sunday Morning Quilts (co- authored with Amanda Jean Nyberg, A Month of Sunday, and You Inspire Me to Quilt. I've also travelled the world to teach quilting. In between I am raising 3 active kids and running a business with my husband. Sometimes, I sleep.



Improv is My Love Language



Workshop Information

Building a Better Relationship with your Sewing Machine
Workshop
February 25, 2023 9:00 – 4:00 pm

Instructor: Bernie Tobisch
Location: SaskAbilities - 825 McDonald Street
Workshop Fee: \$100.00 members/ \$110.00 non-members
Registration deadline: Friday, February 10th

Bio:
Bernie has been a sewing machine technician for 46 years. In that time, he has serviced 50,000 plus machines of all brands, including industrial machines. Having learned early on that sewists have a close relationship with their machines, he often sees himself as a relationship counsellor, rather than a tech. He feels that understanding what your machine is trying to communicate, when it balks at a task and then addressing the real issue, is the pathway to achieving a much more rewarding partnership.

Workshop Description:

Are you having relationship problems with your sewing machine? Is there tension in the air? Is the honeymoon over? Maybe you and your machine only need to learn how to communicate more clearly.


Let Bernie be your counsellor and help you discover how to understand what your sewing machine is trying to tell you. Learn how to get it to do what you would like it to do. End the tension filled battles, once and for all! Reconnect and grow to love your machine all over again. Together we will address tension, feeding of fabric, needle, and thread choices and do some fancy footwork!

This class is based on Bernie's book, *You and Your Sewing Machine* and a copy in class would make a great resource.

Let's get this relationship back on track!!

Supply List

Sewing machine in good working order
Power cord and foot control
Accessory kit
Oil
Scissors
Thread – Aurifil (50wt) beige (2311) and Aurifil black or dark brown
Monopoly thread
1 sheet of #400 wet and dry sandpaper
Sense of humour



Workshop Information Con't

Quilter's Bag Workshop

March 18 @ 9:00 – 4:00 pm

Instructor: Tannis Fahlman

Location: Good Shepherd Lutheran Church, 3825 Hillsdale Street

Workshop Fee: \$40.00 members/ \$50.00 non-members

Registration deadline: Thursday, March 2nd



Workshop Payment To register, pay the workshop fee by the workshop deadline date and pay by cash or send an etransfer to ppmgtreasurer@gmail.com or pay by cheque payable to The Prairie Piecemakers Quilters' Guild and mail to Box 33043, Cathedral P.O. Regina, SK S4T 7X2 Notification of attendance will be confirmed via email two weeks prior to the workshop.

Cancellation

If unable to attend, please notify a member of the Workshop Committee. You are responsible to find a replacement that can pay the Workshop fee and take your place. The Guild does not refund the registration fee when you are unable to attend nor provide a credit for a future workshop. If there is a waiting list for the workshop, the Workshop Committee will share the names on the waiting list for you to contact. If the Guild cancels, the Workshop registration will be reimbursed. *The Guild abides by provincial health regulations as well as the regulations set by the facility we are renting. As such we may need to cancel face to face workshops. Masks are recommended, please do consider wearing a mask to protect yourself and others. You will find Workshop Lead contact information on the page 2 of this newsletter.*



January 23, 2023

Hello Quilters,

With January nearly over, are you looking forward to Valentine's Day? All the reds, pinks, and whites, make for such a warm feeling and a warm colour palette. There are so many projects and potential that it's hard to pick one. Have you thought about what you're going to be making?

Coming up in the new year...

The 2023 Quilt Along, "Sea You in Halifax," is here!

Upcoming Webinars, Carolina Oneto on February 15th and David Owen Hastings on March 15th.

Are you a quilter who uses repurposed materials? Share photos of your quilts/quilted objects for display in our online gallery. Deadline for photo is March 18th (Global Recycling Day).

Learn about the Sustainability Challenge.

News about Quilt Canada 2023...

Letitia Fraser born and raised in Halifax is a lecturer at Quilt Canada this year and is featured below.

Learn more about how you can enter your work in the National Juried Show.

Book your hotel soon. Limited rooms are available at a special price.

Colleen's Quilting Longarm Quilting

Colleen Matheson 290 Qu'Appelle Drive West

mathesonc@sasktel.net Lumsden SK

306-731-3603 SOG 3C0

APQS Millennium

Quilt Guild Challenge

Guild Challenge on a monochromatic quilt is due April 4, 2023. Everyone should bring their finished project to show at the guild meeting.

Our challenge this year will be making a monochromatic lap size quilt. For the challenge keep the size: **width between 36"-40" and then the length between 40"-50"**.



Rules:

The quilt is to be a monochromatic colour scheme which means the colour is in one family of colour. Monochromatic is all about one colour and using tints, shades and tones of that colour to make it stand out. Using different values is a key to making an effective monochromatic quilt.

You can use any pattern of your choosing or create your own.

What are tints, shades and tones? Tints are colours with white added, shades are colours with grey added, and tones are colours with black added. By using a variety of light, medium and dark values of the same colour will provide contrast and add to the piece you create.

These quilts can be donated to Connecting Threads or made for yourself.



21 N Main St
Crosby, North Dakota
P: (701) 965-5000

<https://www.pleasantpheasantfabrics.com/>

check us out on Facebook too at:

<https://www.facebook.com/PleasantPheasantFabrics/>

MaMi's Country Quilts



Duck Lake, SK

..... ★ ★ ★
Back To
↔
SEWING

20% OFF
all
Books &
Patterns

For the month of September

www.mamisquilts.com



Chitter Chatter Fabrics

QUALITY QUILTING FABRICS AND
NOTIONS

6070 Beatty Road, Abbotsford, BC
Tuesday - Saturday 9-5

In-Store and Online Shopping
Quick Order Fulfillment
Great Shipping Rates

Visit us at:

www.chitterchatterfabrics.com

604-856-0420



Regina District Modern Quilt Guild (RDMQG)

February is the month for “passion”, the sharing of love and friendship.

While Hershey’s is licensed for “Hugs”, we, with our creative passion and talent, share warm hugs and encouragement for smiles to show that we truly care for much longer than a day or the time to eat a package of Hugs.

February is the month for warmth with the Polar Vortex approaching...fortunately, warmth indoors.

On your mark...mat, cutter, ruler, pattern, fabric and quilting friends ready to go...set the day, time, and place to tell your quilt story and go for the challenge, the pride, the sense of accomplishment and the warm fuzzy feeling from sharing and helping others.

The next Modern Sew Day/Meeting is Sunday, February 5 from 9:00am – 5:00pm at Sask Abilities. We are excited about our Travelling Quilts journey that has just begun. RDMQG has spirit and inspiration to share.

Contact us at rdmqg1@gmail.com
Let your quilting happen!
Ruth B



Loreen Longarm Quilting Services

Loreen Yanko Owner
loreenyanko@gmail.com
95 Dale Cres
Regina, Saskatchewan S4N 5J6
306 761-0841



But this is very definitely a GOOD sign.
And when you see a good sign you should heed it. So do come in to the shop when you are in Saskatoon or swing by the website. Always the best fabric, plus thread, fat quarters, notions, kits and more.
Check out a new Bernina or Juki machine.

follow us on *instagram* and *facebook*
www.periwinkle.biz

270 - 2600 Eighth St. E., Saskatoon, SK
ph: 306-933-3072 e-mail: periwinkle@sasktel.net



BRODERICK GARDEN CENTRE

FABRIC | CRAFTS

QUILTING COUNTRY

Offering a Wide Selection of:
QUILTING FABRICS
PRECUTS ♦ NOTIONS
BATTING ♦ WIDE BACKS



Tuesday to Friday 9:30 to 5:00 • Saturday 10:00 to 3:00 • Or scheduled appointment
Closed Sunday & Monday (closed Saturdays of long weekends)

780-662-4886 • 5110 50th Street, Tofield, AB • quiltingcountry@hotmail.com

LONGARM QUILTING SERVICES

GROUP TOUR SPECIALISTS

Quilter's Collection

Festival of Quilts – Heritage Park Calgary - May 27 – 29, 2023

Quilt Shops * Two Days at Festival * Special Event Saturday * All Breakfasts

Missouri Star – June 03 – 12, 2023

Two Days & Trunk Show at MSQC * Int'l Quilt Museum Behind the Scenes *
Amish Country Tour * Many Quilt Shops * All Breakfasts, 3 Lunches, 4 SEWcials

Sister's Oregon – Outdoor Show July 06 – 13, 2023

World's Largest Outdoor Quilt Show * Cannon Beach – Coastal Oregon *
Leavenworth Bavarian Town * Many Quilt Shops * All Breakfasts * Block Party



www.corbentours.ca

1.306.533.0860



Zoom Sew Day



Our first Zoom Sew Saturday will be on February 11th!

Stay home and join us via Zoom from the comfort of your own home and sew together!

Email will be sent with the Zoom link



https://us02web.zoom.us/meeting/register/tZMlduitrzkjHNL-9VD8BTULQCBJ_hvugQ0C

After registering, you will receive a confirmation email containing information about joining the meeting.

NO QUILT QUILTING

Professional Longarm Quilters

Moose Jaw, SK

All our prices are very competitive.

We offer basting to extreme custom work. We offer it all!

With no training session involved, you can just walk in and start to load your quilt.

You can also have us pre-load your quilt for a small charge.

During a one-on-one session of no less than 4 hours, you may choose from many threads, and a large variety of edge to edge designs

- a creation that's all your own.

If you have ever wanted to experience quilting your own quilt on a computerized machine with thousands of edge to edge designs to choose from, we have a plan for you!

We're offering our computerized Gammill Statler longarm machine in a great deal.

This will be a no sweat, and no stress experience

Of course, we still offer quilting for those who want to continue to have us quilt for you.

We also have a large selection of battings, including wide, black, wool/cotton blend, bamboo, 100% natural cotton, 100% cotton bleached white, 80/20 cotton poly, the last 2 being available in Hobbs, and Arctic.

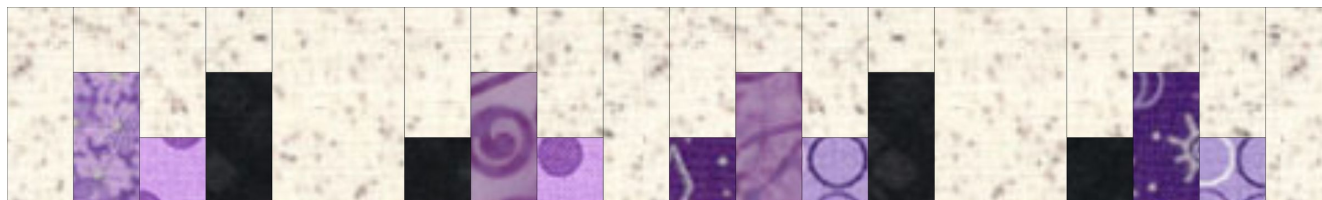
With the lowest prices around, don't hesitate to give us a call to book your spot!

You can call Colleen at 306-631-5303.

Please don't hesitate to call us for any of your longarm needs.



Scrappy Mystery Quilt 2022-2023



Feb Make 2- 40 ½ x 6 ½”

Directions

Sew all the 2 ½ squares to the 4 ½ by 2 ½ rectangles to make 6 ½ strips. Following the picture above sew all your 6 ½ strips together. Please note there are 2- 6 ½ by 4 ½ background inserted between the black fabrics.

Hint

Lay out the entire block. Sew the first 2 strips together. Then you just keep adding another piece of fabric until all are sewn together.

Press seams to one side. Make 2 -40 ½ by 6 ½ blocks

Fabric

Background	2 ½ Sq- 12	2 ½ x 4 ½ - 14	2 ½ x 6 ½ - 6 4 ½ x 6 ½ -4
Black	2 ½ Sq - 4	2 ½ x 4 ½ - 4	
Scrappy	2 ½ Sq - 10	2 ½ x 4 ½ - 8	

Guild Officers and Directors

President: Sharon G

Vice President: Tannis F

Treasurer: Marlene SC
ppmgtreasurer@gmail.com

Secretary: Beth H

Library: Dianne P

Newsletter/Advertising: Lynn B
newsletterppm@gmail.com

Program:
Linda B

Communications:
Jymmi Kaye D
ppmqguild@gmail.com

Membership:
Cheryl A & Lynne R

Workshop:
Aline M

Guild Committees

50/50 Draw
Committee:
Sheree S, Betty U

Retreats:
Shannon B
Jacquie B.

UFO's:
Renee B

Connecting Threads:
Marlene SC

Library
Pat P, Mary O, Linda W, Debbie
W